



# season & party lighting

**TRONIX** guided by light











## Care

*We care for our clients. We help them do what they do best. We strive to build a long-term relationship, so that we can rely on one another unconditionally.*

*We zorgen voor onze klanten. We helpen ze te doen waar ze goed in zijn. We streven naar een duurzame relatie, zodat we onvoorwaardelijk op elkaar kunnen bouwen.*

Light connects. It creates atmosphere, experiences and emotion. As a comprehensive LED supplier, we have the perfect answer for any light-related question. For you, for ourselves, and out of respect for the beauty around us. We're guided by light.



## Share

*Knowledge is power, but sharing is even more powerful. Because sharing means: growing together. We as a supplier, and our client as an authority/specialist for their own clients.*

*Kennis is kracht, kennis delen is nog veel krachtiger. Want delen betekent: samen groeien. Wij als leverancier, en onze klant als autoriteit/specialist voor zijn eindklant.*



## Connect

*We connect people and partners. Together, we can make one plus one equal three. We see the market as a dynamic playing field, where together we can make 'beautiful' even more beautiful!*

*We verbinden mensen en partijen. Samen maken we van één plus één drie. We zien de markt als een dynamisch speelveld, waarin we samen 'mooi' nog mooier maken.*



**TRONIX** guided by light




# Season & party lighting 2023-2024



🇬🇧 The product range in this catalog is tailored for all-year-round decorative lighting purposes. Whether it is decorating trees, buildings, streets and squares during Christmas or national holidays, a summer event, or a hotel that should always have an inviting appearance with beautiful lighting. Ambient lighting serves an important purpose all year round, and not only during the Christmas season.

Decorative lighting for outdoor use must meet high requirements: apart from being moisture- and weather resistant, it must also be able to take a blow or a punch, and have a multiple year life span. Holding our products in your hands, you will immediately feel the quality and flexibility of the cords and solid connecting plugs, easily convincing you that these are high quality professional products developed for sustainable use and user friendly installation.




🇳🇱 Het productaanbod in deze catalogus is afgestemd op all-year-round decoratieve verlichtingsdoeleneinden. Of het nu gaat om het decoreren van bomen, panden, straten en pleinen tijdens de kerstdagen en nationale feestdagen, het aankleden van een zomers event, of een hotel dat altijd mooi verlicht moet zijn. Sfeervolle verlichting dient het hele jaar door een belangrijk doel, en niet alleen tijdens de kerstmaanden.


Decoratieve verlichting voor buiten moet aan hoge eisen voldoen: behalve een goede vocht- en weersbestendigheid, moet deze ook tegen een stootje kunnen en een aantal jaren meegaan. Zodra je onze producten in je handen hebt, voel je direct aan de kwaliteit, de souplesse van de snoeren en de solide koppelstekkers dat het om professionele producten gaat, ontwikkeld voor duurzaam gebruik en gebruiksvriendelijke installatie.







Office and showroom in Uden - The Netherlands



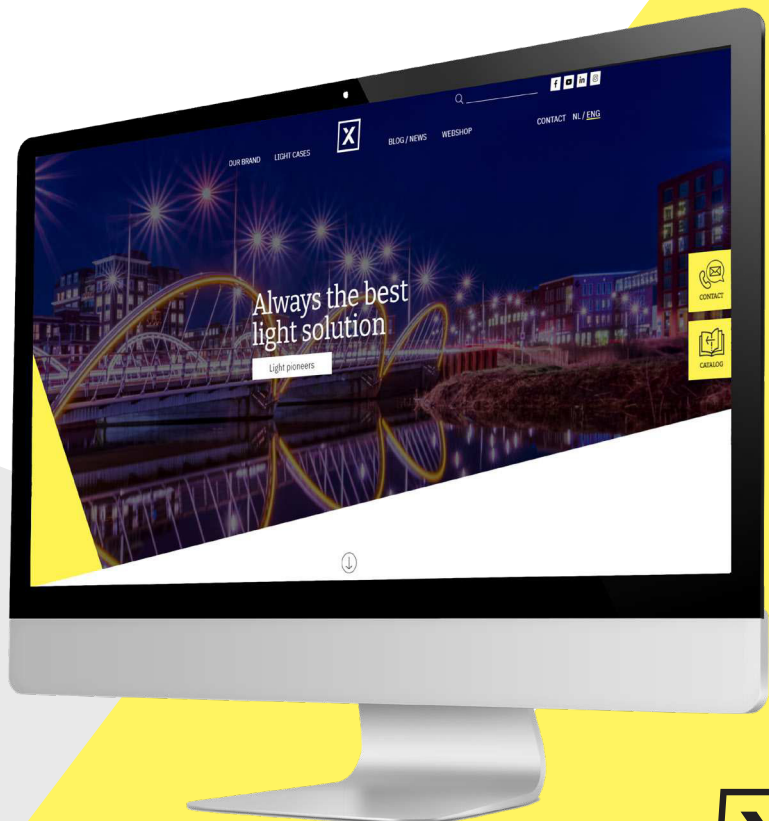
Looking for our latest product releases? We keep continued focus on new product development and further extension of our range. Visit our website for a most actual overview.

Op zoek naar onze allernieuwste producten? We werken voortdurend aan nieuwe productontwikkeling en een verdere uitbreiding van ons assortiment. Bezoek onze website voor het meest actuele overzicht!



Order online? Ask for your personal login account at [sales@tronixlighting.com](mailto:sales@tronixlighting.com)

Orders placed before 12.00h (GMT +1) will be shipped the same day












Check our complete  
catalog range online

Bekijk alle Tronix product  
catalogi online





# Content

1. PRO SYSTEM MODULAR 230V		10
2. PRO SYSTEM MODULAR 36V		26
3. TREE LIGHTING		38
4. MOTIFS		50
5. ROPE LIGHT		58
6. FESTOON CABLE LIGHT		66
7. LED CANDLES		74

## Photography / Fotografie:



Fenna Gijswijt fotografie /



Hans Koster /



Ronald Strijbosch /

Margot van den Nieuwenhuizen

Adobe Stock Foto's

The images and information provided in this catalogue are composed with great care, but may be always subject to alterations. Tronix Lighting accepts no liability for misprints, errors or unforeseen changes.

De beelden en informatie zoals deze zijn weergegeven in deze catalogus zijn met zorg samengesteld maar blijven altijd onder voorbehoud. Tronix Lighting accepteert geen aansprakelijkheid voor drukfouten en onvoorziene wijzigingen.



# IMPORTANT TO KNOW

## CE APPROVED PRODUCTS

All our products come with a CE approval for EU-countries, complying with all legal regulations in the field of safety, health and the environment.

**!** CE expires in the case of unauthorized modifications  
In case of any changes or modifications made to our products, that are not specifically approved or recommended by Tronix, the CE approval expires and will no longer be valid.

## LIFESPAN

A good LED easily achieves a lifespan of 50.000 hours, however the actual lifetime of the Led strongly depends on the ambient temperature (in connection with cooling), and the electronics used. The more stable the strength of current, the longer the lifespan. The humidity level of the Led environment is also an influential factor. In the course of time, it is inevitable that the light output will eventually decrease to a maximum of 70%.

## CARTON QUANTITY

For all articles, the number of items that fits in the outer box is indicated by means of this symbol, which you will always find at the top of the product image. We call this the 'carton quantity', stating how many pieces of a particular product fit into the outer carton box. Good to know if you prefer full box deliveries or would like to keep a little more stock.

## TRONIX EASY HANG-UP SYSTEM



Tronix Icicle Light is designed with an easy hang-up connection for quick application and fixing. This applies our connectable Icicle Lights from Pro System Modular 36V as well our 230V.

## LIGHT COLOR (KELVIN)

The Kelvin (K) value indicates the color temperature (CCT) of the Led. The lower the Kelvin value, the warmer the light. The higher the number of Kelvin, the 'colder' the light. The standard Kelvin values for Led lighting start at 2400K (Warm white) and runs up to 6500-7000K (Cold white).

**!** **Light color differences:**  
Due to manufacturing tolerances, LED's may show small deviations in light color. Most of the time these are batch-related. This does not have any impact on product quality.

## IP RATE

The IP value (Ingress Protection Rating) is expressed in 2 digits; the first number indicates the protection value against dust/touch, the second number the protection value against moisture. IP ratings for Led's vary from IP20 (poorly resistant to dust and moisture) to IP44 (water splash resistant) and up to IP67 - water resistant and 100% dust resistant.

## 25 YEARS OF EXPERIENCE

Counting our many years of experience in developing (decorative) lighting, we have learned how to use our knowledge and expertise to bring high-quality products onto the market, meeting all European quality requirements and international technical standards. This means that our products are durable, high-quality in material and composition, as well as efficient and safe.

## HIGH QUALITY RUBBER



For most decorative lighting products, Tronix uses high quality rubber cables, designed to provide high flexibility and withstand all weather conditions. The flexible rubber material is very easy to work with because it bends effortlessly in any direction e.g. when decorating a tree. Another advantage is that it does not break easily and 'works' with temperature.



# BELANGRIJK OM TE WETEN

## CE GECERTIFICEERDE PRODUCTEN

Al onze producten worden geleverd met een voor de EU landen geldend CE-keurmerk. Deze voldoen daarmee aan alle wettelijke voorschriften op het gebied van veiligheid, gezondheid en het milieu.

**!** CE waarmerk vervalt bij ongeautoriseerde wijzigingen. In geval van wijzigingen of aanpassingen aan onze producten, die niet specifiek zijn goedgekeurd of aanbevolen door Tronix, vervalt de CE-goedkeuring en is deze niet langer geldig.



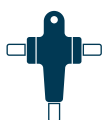
## LEVENSDUUR

Een goede LED bereikt gemakkelijk een levensduur van 50.000 uur, maar de werkelijke levensduur van de led is sterk afhankelijk van de omgevingstemperatuur (in verband met koeling) en de gebruikte elektronica. Hoe stabiel de stroomsterkte, hoe langer de levensduur. De vochtigheidsgraad van de led-omgeving is ook een invloedrijke factor. In de loop van de tijd is het onvermijdelijk dat de lichtopbrengst uiteindelijk zal afnemen tot maximaal 70%.



## OMDOOS AANTAL

Bij alle artikelen staat het aantal per omdoos vermeld aan de hand van dit symbooltje dat steeds bovenaan de afbeelding staat. Dit betreft de 'carton quantity', oftewel het aantal items dat er van een bepaald artikel dat in een omdoos past. Handig om te weten als u graag wat meer op voorraad houdt of liever geen losse artikelen geleverd krijgt.



## HANDIG TRONIX OPHANGSYSTEEM



Tronix Icicle Light is ontworpen met een eenvoudig ophangstelsel voor een snelle en makkelijke manier van werken. Voor wat betreft de Icicle Lights zijn zowel de Pro System 230V als de 36V versies hiermee uitgerust.



## LED KLEUR (KELVIN)

De Kelvin (K) waarde geeft de kleurtemperatuur (CCT) van de Led aan. Hoe lager de Kelvin-waarde, hoe warmer het licht. Hoe hoger het aantal Kelvin, hoe 'kouder' het licht. De standaard Kelvin-waarde voor Led verlichting begint bij 2400K (warm wit) en loopt op tot 6500-7000K (koud wit).

**!** **LED kleurverschillen:** Vanwege productie toleranties kunnen led's kleine afwijkingen in de lichtkleur vertonen. Meestal zijn deze batch-gerelateerd en heeft dit geen enkele invloed op de productkwaliteit.



## IP RATE

De IP-waarde (Ingress Protection Rating) wordt uitgedrukt in 2 cijfers; het eerste cijfer geeft de beschermingswaarde aan tegen stof/aanraking, het tweede getal de beschermingswaarde tegen vocht. IP-waarden voor led's variëren van IP20 (slecht bestand tegen stof en vocht) tot IP44 (spatwaterbestendig) tot IP67 (waterbestendig en 100% stofbestendig).




## JARENLANGE ERVARING

Met onze jarenlange ervaring in het ontwikkelen van (decoratieve) verlichting zijn we met onze kennis en expertise in staat om hoogwaardige producten in de markt te zetten die voldoen alle Europese kwaliteitseisen en internationale technische normeringen. Dit betekent dat onze producten niet alleen duurzaam en hoogwaardig in materiaal en compositie zijn, maar ook efficiënt en veilig.



## HOGE KWALITEIT RUBBER



Voor de meeste decoratieve verlichtingsproducten maakt Tronix gebruik van rubberen kabels van hoge kwaliteit, ontworpen voor een hoge flexibiliteit en goede bestendigheid tegen alle weersomstandigheden. Dit type materiaal is makkelijk om mee te werken omdat het heel buigzaam is en daarmee bij uitstek geschikt voor het decoreren van bomen en takken. Een ander voordeel van rubber is dat het 'werkt', oftewel dat het zich aanpast aan temperatuurverschillen en daarmee minder makkelijk breekt.



# 1

## Pro System Modular 230V

Create your own light design:  
choose your light components and  
combine them in any way you like

in

Openingstijden

Ma	9.30	tot	18.00 uur
Di	9.30	tot	18.00 uur
Wo	9.30	tot	18.00 uur
Do	9.30	tot	18.00 uur
Vr	9.30	tot	21.00 uur
Za	9.00	tot	18.00 uur
Zn	12.00	tot	17.00 uur







Intratuin Garden Center, with Pro System 230V String Lights - IDI Projects



# Pro System Modular 230V | introduction

## CREATING YOUR OWN LIGHT DESIGN: HOW DOES IT WORK?

In terms of size and application: you can create light curtains of almost unlimited size so there is no object too big or too small. Up to 1200 points of light or 120m in length are possible with only one feed. Another advantage is that you can expand your system at any given moment in time.

But how do you start creating your personal light decoration? This is how it works:

Step  
**1**

### Choose your object(s)

Picture your object as a whole and decide which parts you want to put in the spotlight. Facades, windows, window displays, trees, staircases, balconies: anything you can think of that would be worth while decorating.

Step  
**2**

### Choose the wire color ○ ●

Tronix Pro System Modular offers a choice between black and white cable color. We advise you to stick with one color for all components you are planning to use. For Tree Lighting the common color is black.

Step  
**3**

### Choose the structure for your light plan

Take a look at the product components of Pro System Modular and find out which lighting solutions make the best fit with your lighting objects. Look for a total solution, bearing in mind that a window asks for a different lighting solution than a façade.

You can choose to make custom-made light curtains to cover windows, pillars, balconies, stairs and many other objects. You can integrate cone-shaped trees in your light curtain design by using a special tree string divider. You can make connections with 2D and 3D motifs for complete results. And you can use Icicle Lights for a classy decoration of facades.



Step  
**4**

### Choose the light color

Select the desired light color of the light strings and other product components.

- Warm white Plus+ (2400K)  
Very warm light for pleasant atmosphere. Popular to use for a.o. bars, restaurants and hotels and to emphasize wooden buildings or event areas.
- Warm white (3000K)  
Pleasant warm light, suitable for hotels, shopping malls, passages, to emphasize buildings, event areas, shops.
- Flashing (Warm) white  
For vivid and playful effects: use a combination of steady Warm white and Flashing White or Warm white led's.
- Cold white (6500K)  
Similar to daylight. Suitable for ice bars, events and to emphasize concrete buildings and shops.

Step  
**5**

### Choose your object(s)

#### Making light curtains

To make light curtains you need to find the right combination of main cables and light strings to get the result you are looking for. This is what you do:

- ↔ **Calculate the cable quantity** for desired curtain width  
Establish the required width of your light curtain(s) and calculate how many main cables in which size you need to reach it. A light curtain is nothing more than the combination of main cables and String Lights. Main cables are connectable to achieve any desired size.
- ↓ **Determine type and quantity of light strings** for the right length  
Based on the desired drop-down length and available connectable and non-connectable string lights: split the total length into end strings and connection strings and decide how many light strings you need in which size.

Example: if you need a string with 9 meter length, you take a 6 meter connectable string and connect it with a 3 meter end string. Decide how many 'finished' strings you need for your main cables. These have – depending on their size – 6, 12 or 24 sockets and can hold an equal number of finished strings (1 string per socket).



# introduction | Pro System Modular 230V

## Choosing additional lighting components

- Decide whether you want to integrate cone tree lighting (with a Cone Tree divider, see page 15)
- Decide whether you want to integrate motifs in your light design and make a selection (see page 50-57).
- Decide if and where you need to integrate Icicle light to decorate facades (see page 22-23).

## Choose the accessories you need for your light design

Walk through your light design and select the power cables and accessories you need (see page 24-25). Make sure you don't forget to order extra power when required, or any extra accessories that you will need to make certain connections, like e.g. when integrating tree light, motifs, or T-sections.

Step  
4

## Connect all components and assemble

Make sure to close off any un-used connections with an end cap.

Good luck with your design and enjoy the result!

**proSYSTEM** MODULAR **LED 230V**



## PRO SYSTEM MODULAR

Tronix Pro System Modular: a decorative, IP65 rated lighting range that gives you the flexibility to make your own customized product. With long durability, user friendliness and maximum light results:

### Features

- IP65
- Round led
- Advanced material composition for a long life span and easy to use
- Matching light colors with Rope Light for uniform light effects when integrated
- Compatible with Pro System Modular IP44 (previous range)

IP65



IP65 WITH ROUND LED

Hema shoppingcenter with Tronix Pro System Modular light curtains  
- Citychimp, Valkenburg - the Netherlands



# Pro System Modular 230V | main cables

## MAIN CABLES FOR LIGHT STRINGS

Connectable main cables for light curtains (Power cable not included)

- The first step is to determine the cable colors of your system. Tronix offers choice between a white or black rubber cable.
- Then determine the quantity and size of the main cables you would need to reach the desired width for your light curtain.

**Input voltage:** 230V

**IP rate:** IP65

**Material:** Rubber

### MAIN CABLES - SMALL



### MAIN CABLES - MEDIUM



### MAIN CABLES - MEDIUM



### MAIN CABLES - LARGE



### MAIN CABLES - XL



ART. NR.	DESCRIPTION	LENGTH	COLOR	SOCKETS	SOCKET DISTANCE	CARTON QTY.
010-113	Main Cable - Small	60 cm	○ White	6	10 cm	40
010-114	Main Cable - Small	60 cm	● Black	6	10 cm	40
010-007	Main Cable - Medium	100 cm	○ White	5	20 cm	20
010-006	Main Cable - Medium	100 cm	● Black	5	20 cm	20
010-105	Main Cable - Medium	120 cm	○ White	12	10 cm	20
010-106	Main Cable - Medium	120 cm	● Black	12	10 cm	20
010-107	Main Cable - Large	240 cm	○ White	24	10 cm	10
010-108	Main Cable - Large	240 cm	● Black	24	10 cm	10
010-115	Main Cable - XL	500 cm	● Black	5	100 cm	20



**proSYSTEM** LED  
MODULAR 230V

## 36V Modular Lighting System

Need to light a public area? Check out the possibilities with our 36V Modular Lighting System!

Create your light design with the safe, low voltage lighting components of Pro System Modular 36V. With transparent, black or white wire and choice between Warm white (3000K), Warm white+ (2400K) or Cold white (6500K)

**proSYSTEM** LED  
MODULAR 36V

### WHICH POWER CABLES DO YOU NEED?

How much power and which power cables you need all depends on the amount and length of light strings that you need for your light design.

The first step is to make your selection of strings; the next is to determine how much power you need based on the total nr. of led's. Have a look at the calculation examples and the complete overview of power-, extension cables and accessories on page 24-25





# main cables | Pro System Modular 230V

## MAIN CABLE DIVIDER FOR CONE TREES

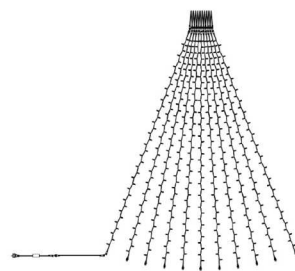
Connectable divider for light decoration of cone shaped trees



- This connectable main cable tree divider makes it possible to easily decorate one or more cone shaped trees as part of your lighting project.
- For larger or wider cone shaped trees, you can connect a second or third divider and expand the connections by ten pieces at a time.
- Make sure to close off any unused connections with an end cap (check accessories). When decorating trees, the recommended cable color is black.
- Excluding power cable and light strings

**Input voltage:** 230V  
**Outlets:** 10  
**IP rate:** IP65  
**Material:** Rubber (black)


**Connectable:** Yes (other dividers/main cables)  
**Power cable:** Not included  
**End caps:** Not included



Cone Tree Divider - 10 outlets  
 Connectable with more dividers or other main cables

Illustration of divider with connected strings (10)

Visual impression using 1 divider with strings.  
 Connect more dividers & strings for larger trees.



ART. NR.	DESCRIPTION	OUTLETS	CARTON QUANTITY
010-109	Cone light string divider 10	10	5

LIGHT STRINGS 10 PER DIVIDER	LIGHT COLOR (CCT)	6M - 1 STRING 60 LED'S P/S	PER DIVIDER	3M - 1 STRING 30 LED'S P/S	PER DIVIDER
Light string ● Cold white	○ 6500K	011-211	10 pcs (600 led's)	-	-
Light string ● Warm white	○ 3000K	011-218	10 pcs (600 led's)	011-118	10 pcs (300 led's)
Light string ● Warm white+	○ 2400K	011-232	10 pcs (600 led's)	011-125	10 pcs (300 led's)
Light string ● Warm white & Flash	○ 3000K/3000K	011-220	10 pcs (600 led's)	011-120	10 pcs (300 led's)

\* For a complete overview of available light string sizes and colors - see page 14-15

ART. NR.	POWER CABLES & ACCESSORIES*	MAX. NR. LED'S
010-013	LED Power Cable Black EU - 2 Ampère	6.000
010-019	LED Power Cable Black EU - 5 Ampère	15.000
010-195	End cap Black (to close of unused sockets)	

\* For a complete overview of Pro System 230V Accessories - see page 24-25



### CALCULATION EXAMPLES:

- To decorate 5 medium-sized cone-shaped trees you need 5 dividers and 50 \* 3M strings (30 led's per string). For a total of 1.500 led's you need 1\* Power Supply 2 Ampère.
- To decorate 5 small sized cone-shaped trees you need 5 dividers and 25 \* 1,5M strings (set of 2 - 15 led's per string). For a total of 750 led's you need 1\* Power Supply 2 Ampère.
- To decorate 10 large cone-shaped trees you need 10 dividers and e.g. 100 \* 6M strings (60 led's per string). For a total of 6.000 led's you need 1\* Power Supply 2 Ampère.
- To decorate 12 large cone/conifer trees you need 12 dividers and e.g. 120 \* 6M strings (60 led's per string). For a total of 7.200 led's you need 1\* Power Supply 5 Ampère



# Pro System Modular 230V | connectable strings

## CONNECTABLE STRING LIGHTS - 10M

Compose your light curtain with our selection of strings



**Input voltage:** 230V  
**Power:** 6,8 Watt  
**Length:** 10 meter  
**Nr. of strings:** 1  
**IP rate:** IP65  
**Material:** Rubber (black or white)  
**Connectable:** Yes  
 (other dividers/main cables)  
**Power cable:** Not included  
**End caps:** Included  
**Carton quantity:** 10



ART. NR.	WIRE COLOR	LIGHT COLOR	COLOR TEMP.	LED'S P/STRING
011-151	● Black	○ Cold white	6500K	100
011-158	● Black	○ Warm white	3000K	100
011-159	● Black	○ Warm white+	2400K	100
011-165	● Black	○* Warm white (90) & Warm white Flash (10)	3000K & 3000K	90/10
011-156	● Black	○* Warm white+ (80) & Cold white Flash (20)	2400K & 6500K	80/20
011-161	○ White	○ Cold white	6500K	100
011-168	○ White	○ Warm white	3000K	100
011-162	○ White	○ Warm white+	2400K	100
011-157	○ White	○* Warm white+ (80) & Cold white Flash (20)	2400K & 6500K	80/20

ART. NR.	WIRE COLOR	POWER CABLES*	MAX. NR. LED'S
010-013	● Black	LED Power Cable Black EU - 2 Ampère	6.000
010-019	● Black	LED Power Cable Black EU - 5 Ampère	15.000
010-012	○ White	LED Power Cable White EU - 2 Ampère	6.000
010-020	○ White	LED Power Cable White EU - 5 Ampère	15.000

**Calculation example 1:** For a 6 meter 3000K light curtain (black wire) and 10 meter length you need:

Main cable - black - 240cm - 24 sockets	Art. nr. 010-108	2 pc	48 sockets
Main cable - black - 120cm - 12 sockets	Art. nr. 010-106	1 pc	12 sockets
Light string 10m - black - 3000K	Art. nr. 011-158	60 pcs	6000 led's

Total amount of led's to empower: 60 strings à 100 led's p/string = 6000 led's

Power cable Black - 2 Ampère - max. 6000 led's	Art. nr. 010-013	1 pc
--	------------------	------

Which and how many power cables you need depends on the total amount of led's that needs to be empowered. If this total is more than 15.000 led's (the maximum number you can empower on 1 power cable of 5 Ampère) you need to make 2 curtains.

### PRO SYSTEM MODULAR

Tronix Pro System Modular: a range of IP65 components, giving you the flexibility to make your own customized product. With a long durability, user friendliness and maximum light results:

#### Features

- IP65
- Round led
- Advanced material composition for a long life span and easy to use
- Matching light colors with Rope Light for uniform light effects when integrated
- Compatible with Pro System Modular IP44 (previous range)



# connectable strings | Pro System Modular 230V

## CONNECTABLE STRING LIGHTS - 6M

Compose your light curtain with our selection of strings



**Input voltage:** 230V  
**Power:** 4,6 Watt  
**Length:** 6 meter  
**Nr. of strings:** 1  
**IP rate:** IP65  
**LED distance:** 10 cm  
**Material:** Rubber (black or white)  
**Connectable:** Yes  
 (other dividers/main cables)  
**Power cable:** Not included  
**End caps:** Included  
**Carton quantity:** 10



ART. NR.	WIRE COLOR	LIGHT COLOR	COLOR TEMP.	LED'S P/STRING
011-211	● Black	○ Cold white	6500K	60
011-218	● Black	○ Warm white	3000K	60
011-232	● Black	○ Warm white+	2400K	60
011-220	● Black	○* Warm white (54) & Warm white Flash (6)	3000K & 3000K	54/6
011-233	● Black	○* Warm white+ (48) & Cold white Flash (12)	2400K & 6500K	48/12
011-221	○ White	○ Cold white	6500K	60
011-228	○ White	○ Warm white	3000K	60
011-231	○ White	○ Warm white+	2400K	60
011-234	○ White	○* Warm white+ (48) & Cold white Flash (12)	2400K & 6500K	48/12

ART. NR.	WIRE COLOR	POWER CABLES*	MAX. NR. LED'S
010-013	● Black	LED Power Cable Black EU - 2 Ampère	6.000
010-019	● Black	LED Power Cable Black EU - 5 Ampère	15.000
010-012	○ White	LED Power Cable White EU - 2 Ampère	6.000
010-020	○ White	LED Power Cable White EU - 5 Ampère	15.000



**Calculation example 2:** For a 12 meter 2400K light curtain (white wire) with 13 meter drop-down:

Main cable - White - 240cm	Art. nr. 010-107	5 pcs	120 sockets
Light string 10m white wire - 2400K - 100 led's p/string	Art. nr. 011-162	120 pcs	12000 led's
End strings 3m white wire - 2400K - 30 led's p/string	Art. nr. 011-124	120 pcs	3600 led's (total of 15.600 led's)

Total amount of led's to empower: 120 strings à 130 led's p/string = 15.600 led's (not possible to empower with one power supply)

**Conclusion: for a curtain this size you need to split it in two parts and use an extra power supply**

The easiest way is to split the curtain in two equal parts and use matching power supplies for each part. The 'split' in curtains does not have to be noticeable when you empower the curtains on the far left and the far right end.

For each curtain (total 2)		Curtain 1	Curtain 2	Per curtain
Main cable - White - 240cm	Art. nr. 010-107	2 pcs	2 pcs	48 sockets
Main cable - White - 120cm	Art. nr. 010-105	1 pcs	1 pcs	12 sockets
Light string 10m white wire - 2400K - 100 led's p/string	Art. nr. 011-162	60 pcs	60 pcs	6000 led's
End strings 3m white wire - 2400K - 30 led's p/string	Art. nr. 011-124	60 pcs	60 pcs	1800 led's

Total amount of led's to empower per curtain: 60 strings à 130 led's p/string = 7.800 led's

Power cable White - 5 Ampère - max. 15.000 led's	Art. nr. 010-020	2 pcs
--	------------------	-------



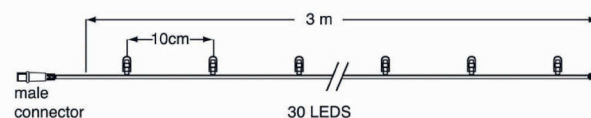

# Pro System Modular 230V | end strings

## CONNECTABLE END STRING | 3M | 1 STRING

Connectable Cascade strings for custom-made light curtains



**Input voltage:** 230V  
**Power:** 2,3 Watt  
**Length:** 3 meter  
**Nr. of strings:** 1  
**IP rate:** IP65  
**LED distance:** 10 cm  
**Material:** Rubber (black or white)  
**Connectable:** Yes  
**Power cable:** Not included  
**End caps:** Included  
**Carton quantity:** 20



ART. NR.	WIRE COLOR	LIGHT COLOR	COLOR TEMP.	LED'S P/STRING
011-118	● Black	○ Warm white	3000K	30
011-125	● Black	○ Warm white +	2400K	30
011-120	● Black	○* Warm white (27) & Warm white Flash (3)	3000K & 3000K	27/3
011-116	● Black	○* Warm white+ (24) & Cold white Flash (6)	2400K & 6500K	24/6
011-128	○ White	○ Warm white	3000K	30
011-124	○ White	○ Warm white +	2400K	30
011-117	○ White	○* Warm white+ (24) & Cold white Flash (6)	2400K & 6500K	24/6

ART. NR.	WIRE COLOR	POWER CABLES*	MAX. NR. LED'S
010-013	● Black	LED Power Cable Black EU - 2 Ampère	6.000
010-019	● Black	LED Power Cable Black EU - 5 Ampère	15.000
010-012	○ White	LED Power Cable White EU - 2 Ampère	6.000
010-020	○ White	LED Power Cable White EU - 5 Ampère	15.000



### EASY INTEGRATION OF 2D/3D MOTIFS IN YOUR LIGHT DESIGN:

Tronix offers a selection of motifs with a special connection plug for easy integration with Pro System Modular 230V. 3D decorative light balls as well as twinkling stars and snowflakes can be combined with light strings and curtains to give an extra dimension to your light design.

Available in black and white



Decorative light balls in 4 sizes  
 White or Warm white with Flash



1 male plug for connecting the ball to the power cable  
 1 female plug to connect it to a set light strings



Y-connector for coupling with Pro System 230V  
 See accessories P24-25





# end strings | Pro System Modular 230V

## END STRING | 1,5M | 2 STRINGS

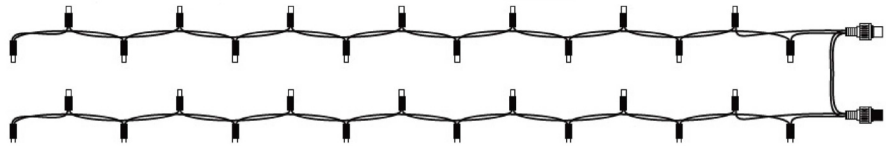
Non-connectable cascade strings for custom-made light curtains



**Input voltage:** 230V  
**Power:** 2,3 Watt  
**Length:** 1,5 meter  
**Nr. of strings:** 2  
**IP rate:** IP65  
**LED distance:** 10 cm  
**Material:** Rubber (black or white)  
**Connectable:** No  
**Power cable:** Not included  
**End caps:** Included  
**Carton quantity:** 20



**proSYSTEM** LED MODULAR 230V



ART. NR.	WIRE COLOR	LIGHT COLOR	COLOR TEMP.	LED'S P/STRING
011-171	● Black	○ Warm white	3000K	2 x 15
011-170	● Black	● Red, green, blue & yellow -	-	2 x 15
011-173	○ White	○ Cold white	6500K	2 x 15
011-172	○ White	○ Warm white	3000K	2 x 15
011-183	○ White	○ Warm white+	2400K	2 x 15

## END STRING | 0,8M | 4 STRINGS

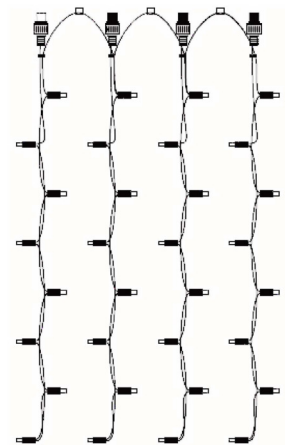
Non-connectable cascade strings for custom-made light curtains



**Input voltage:** 230V  
**Power:** 2,5 Watt  
**Length:** 0,8 meter  
**Nr. of strings:** 4  
**IP rate:** IP65  
**LED distance:** 10 cm  
**Material:** Rubber (black or white)  
**Connectable:** No  
**Power cable:** Not included  
**End caps:** Included  
**Carton quantity:** 18

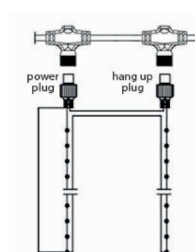


**proSYSTEM** LED MODULAR 230V



ART. NR.	WIRE COLOR	LIGHT COLOR	COLOR TEMP.	LED'S P/STRING
011-176	● Black	○ Warm white	3000K	4 x 8
011-186	● Black	○ Warm white +	2400K	4 x 8
011-177	○ White	○ Cold white	6500K	4 x 8
011-175	○ White	○ Warm white	3000K	4 x 8
011-185	○ White	○ Warm white +	2400K	4 x 8

ART. NR.	WIRE COLOR	POWER CABLES FOR 3/1,5/0,8M END STRINGS	MAX. NR. LED'S
010-013	● Black	LED Power Cable Black EU - 2 Ampère	6.000
010-019	● Black	LED Power Cable Black EU - 5 Ampère	15.000
010-012	○ White	LED Power Cable White EU - 2 Ampère	6.000
010-020	○ White	LED Power Cable White EU - 5 Ampère	15.000



**END STRINGS 1,5M & 0,8M**  
 One plug for power, the other one for hang-up only (no contact/power)



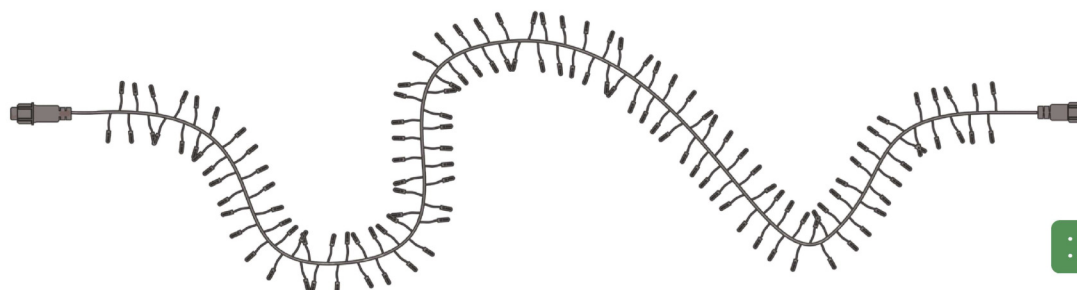
# Pro System Modular 230V | cluster lights 2M

## CLUSTER LIGHT | 2M | CONNECTABLE

Light string containing side branches with small lights for easy decoration of tree branches, facades or other objects. Apply hanging down in series or connect them in any desired way for a custom-made light design.



- Input voltage:** 230V
- Power:** 7 Watt
- Length:** 200 cm
- IP rate:** IP65
- Connectable:** Yes
- Power cable:** Not included
- Led's total:** 120
- led distance:** 1,67 cm
- Material:** Rubber (black or white)
- End caps:** Included
- Carton quantity:** 10



- MALE AND FEMALE CONNECTOR
- 1 STRING TOTAL - 120 LED'S

ART. NR.	WIRE COLOR	LIGHT COLOR	COLOR TEMP.	LED'S
012-001	● Black	○ Cold white	6500K	120
012-002	● Black	○ Warm white	3000K	120
012-003	● Black	○ Warm white+	2400K	120
012-009	● Black	○ Warm white+ (96) & Cold white Flash (24)	2400K & 6500K	96/24
012-011	○ White	○ Cold white	6500K	120
012-012	○ White	○ Warm white	3000K	120
012-013	○ White	○ Warm white+	2400K	120
012-019	○ White	○ Warm white+ (96) & Cold white Flash (24)	2400K & 6500K	96/24



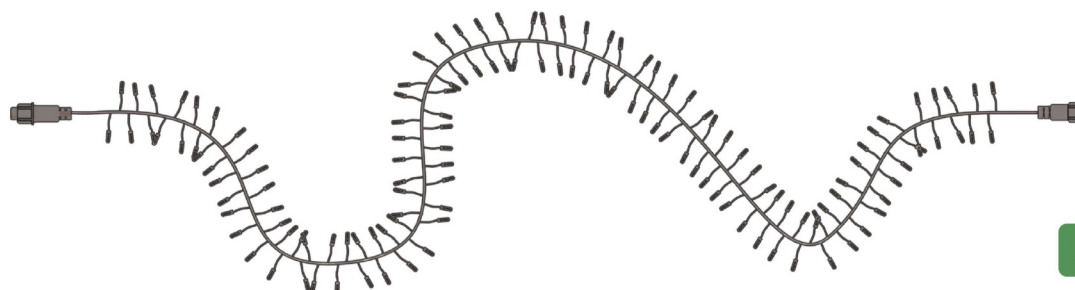
# cluster lights 3M | Pro System Modular 230V

## CLUSTER LIGHT | 3M | CONNECTABLE

Light string containing side branches with small lights for easy decoration of tree branches, facades or other objects. Apply hanging down in series or connect them in any desired way for a custom-made light design.



- Input voltage:** 230V
- Power:** 10,5 Watt
- Length:** 300 cm
- IP rate:** IP65
- Connectable:** Yes
- Power cable:** Not included
- Led's total:** 180
- led distance:** 1,67 cm
- Material:** Rubber (black or white)
- End caps:** Included
- Carton quantity:** 10




• MALE AND FEMALE CONNECTOR  
• 1 STRING TOTAL - 180 LED'S

ART. NR.	WIRE COLOR	LIGHT COLOR	COLOR TEMP.	LED'S
012-021	● Black	○ Cold white	6500K	180
012-022	● Black	○ Warm white	3000K	180
012-023	● Black	○ Warm white+	2400K	180
012-031	○ White	○ Cold white	6500K	180
012-032	○ White	○ Warm white	3000K	180
012-033	○ White	○ Warm white+	2400K	180



### CLUSTER LIGHT: CHAMPION IN VERSATILITY

Versatility is the key word for these popular decorative lights, recognizable by a 'clustered' look because of the abundance of magical mini led lights located on the side branches of the string. Application is as versatile as it gets: for easy decoration of christmas trees or tree branches, facades or windows, or to accentuate any other object you can think of, such as gates, or railings.



### Designed to connect for custom-made designs and large projects

Being part of Tronix Pro System Modular, our connectable Cluster Light strings are especially designed to be integrated in light designs for large objects and trees (>3 meters). Apply them hanging down in series, or connect in any other desired way for custom-made and spectacular light designs.



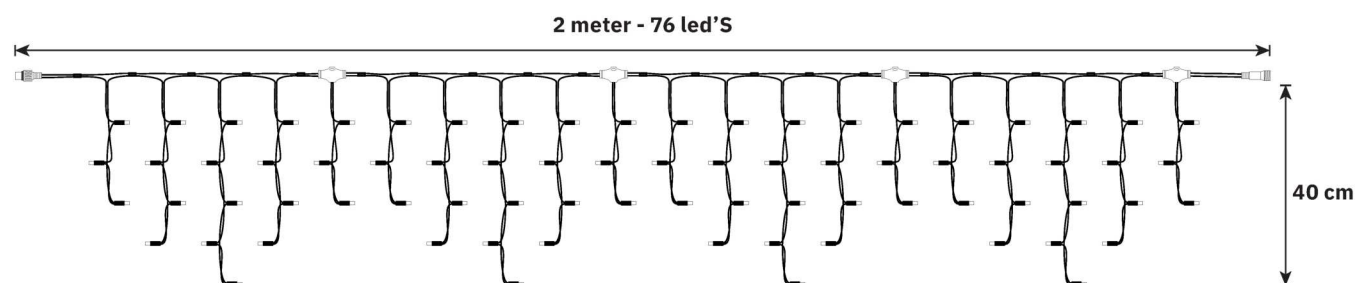

# Pro System Modular 230V | icicle lights

## ICICLE LIGHT PRO 2M X 0,4M | CONNECTABLE

For horizontal applications, stand alone use or between main cables



- Input voltage:** 230V
- Power:** 5,5 Watt
- Length:** 200 x 40 cm
- IP rate:** IP65
- Connectable:** Yes
- Power cable:** Not included
- Nr. of strings:** 20
- Led's per string:** 3-4-5
- Led's total per set:** 76
- Material:** Rubber (black or white)
- End caps:** Not included
- Carton quantity:** 10



- MALE AND FEMALE CONNECTOR
- 20 STRING TOTAL - 76 LED'S

ART. NR.	WIRE COLOR	LIGHT COLOR	COLOR TEMP.	LED'S
007-141	● Black	○ Cold white	6500K	76
007-008	● Black	○ Warm white	3000K	76
007-020	● Black	○ Warm white+	2400K	76
007-025	● Black	○ Warm white (72) & Warm white Flash (4)	3000K & 3000K	72/4
007-029	● Black	○ Warm white+ (68) & Cold white Flash (8)	2400K & 6500K	68/8
007-010	● Black	● Red, green, blue & yellow	-	76
007-140	○ White	○ Cold white	6500K	76
007-018	○ White	○ Warm white	3000K	76
007-019	○ White	○ Warm white+	2400K	76
007-026	○ White	○ Warm white (72) & Warm white Flash (4)	3000K & 3000K	72/4
007-030	○ White	○ Warm white+ (68) & Cold white Flash (8)	2400K & 6500K	68/8



# icicle lights | Pro System Modular 230V

## ICICLE LIGHT PRO 2M X 0,8M | CONNECTABLE

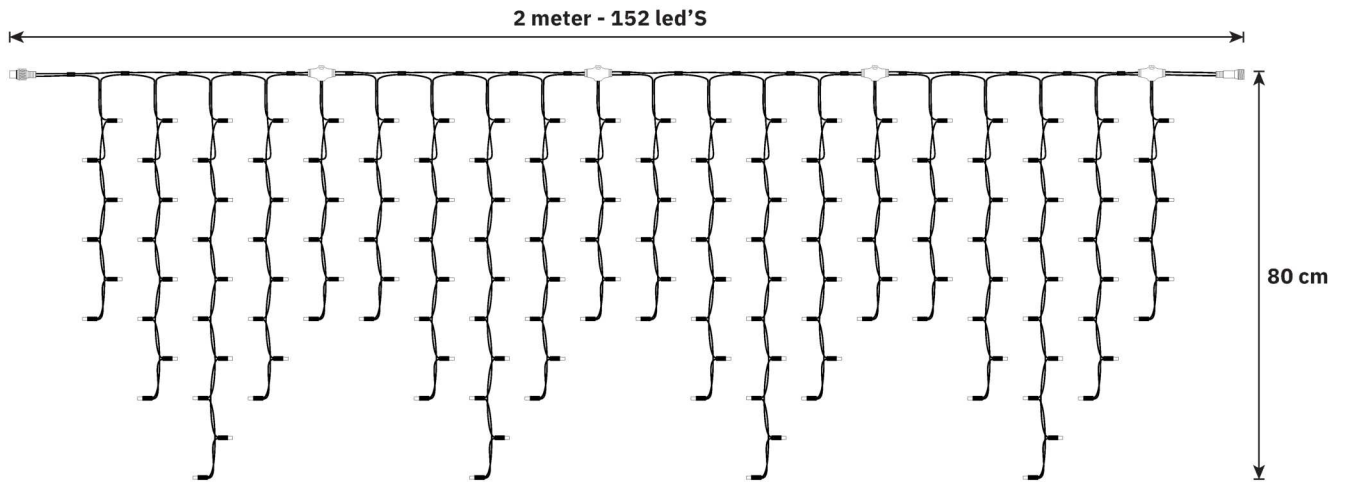
For horizontal applications, stand alone use or between main cables



**proSYSTEM** LED MODULAR 230V



- Input voltage:** 230V
- Power:** 11 Watt
- Length:** 200 x 80 cm
- IP rate:** IP65
- Connectable:** Yes
- Power cable:** Not included
- Nr. of strings:** 20
- Led's per string:** 6-8-10
- Led's total per set:** 152
- Material:** Rubber (black or white)
- End caps:** Not included
- Carton quantity:** 10




• MALE AND FEMALE CONNECTOR  
• 20 STRING TOTAL - 152 LED'S

ART. NR.	WIRE COLOR	LIGHT COLOR	COLOR TEMP.	LED'S
007-050	● Black	○ Cold white	6500K	152
007-048	● Black	○ Warm white	3000K	152
007-052	● Black	○ Warm white+	2400K	152
007-053	● Black	○* Warm white (144) & Warm white Flash (8)	3000K & 3000K	144/8
007-049	○ White	○ Cold white	6500K	152
007-058	○ White	○ Warm white	3000K	152
007-051	○ White	○ Warm white+	2400K	152
007-054	○ White	○* Warm white (144) & Warm white Flash (8)	3000K & 3000K	144/8



# Pro System Modular 230V | accessories



ART. NR.	POWER CABLE BLACK   2 & 5 AMPÈRE
Ⓐ 010-013	● LED Power Cable Black EU - 2 Ampère (6.000 led's)
Ⓐ 010-019	● LED Power Cable Black EU - 5 Ampère (15.000 led's)

ART. NR.	POWER CABLE WHITE   2 & 5 AMPÈRE
Ⓑ 010-012	○ LED Power Cable White EU - 2 Ampère (6.000 led's)
Ⓑ 010-020	○ LED Power Cable White EU - 5 Ampère (15.000 led's)

ART. NR.	EXTENSION CABLE BLACK   0,5M - 5M
Ⓒ 010-201	● Extension Cable Black - 0,5 meter
Ⓒ 010-203	● Extension Cable Black - 1 meter
Ⓒ 010-205	● Extension Cable Black - 2 meter
Ⓒ 010-207	● Extension Cable Black - 3 meter
Ⓒ 010-209	● Extension Cable Black - 5 meter


ART. NR.	EXTENSION CABLE WHITE   0,5M - 5M
Ⓓ 010-200	○ Extension Cable White - 0,5 meter
Ⓓ 010-202	○ Extension Cable White - 1 meter
Ⓓ 010-204	○ Extension Cable White - 2 meter
Ⓓ 010-206	○ Extension Cable White - 3 meter
Ⓓ 010-208	○ Extension Cable White - 5 meter

ART. NR.	END CAPS   BLACK & WHITE
Ⓔ 010-195	● End cap black
Ⓔ 010-196	○ End cap white



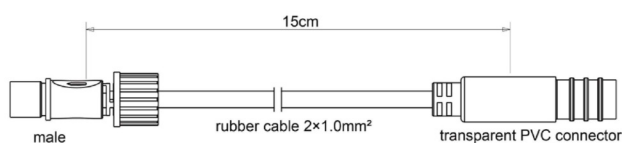
# accessories | Pro System Modular 230V

**proSYSTEM** LED  
MODULAR 230V




ART. NR.	CONNECTORS
ⓐ 010-199	○ Y-connector White
ⓑ 010-198	● Y-connector Black
ⓒ 010-004	● T-section-Connector Compact Black (2 pcs)
ⓓ 010-005	○ T-section-Connector Compact White (2 pcs)
ⓔ 010-189	● Ring connector 5-way Black
ⓕ 010-188	○ Ring connector 5-way White
ⓖ 010-023	● T-Connector Flexible Black 25 cm
ⓗ 010-022	○ T-Connector Flexible White 25 cm
Ⓢ 010-006	● 5-Connector String 1 m Black
Ⓣ 010-007	○ 5-Connector String 1 m White

ART. NR.	SPECIAL ACCESSORIES
Ⓛ 010-197	● Connector 15 cm for Rope Light 13mm   Black
Ⓟ 010-109	● Cone Tree divider with 10 connector strings 30 cm   Black   Connectable (see P13)



Ⓛ



Ⓟ



# 2

## Pro System Modular 36V

Low voltage modular lighting system to create safe light designs in public spaces like community parks, malls and squares







# Pro System Modular 36V | introduction

## HOW TO CREATE SAFE & ATTRACTIVE LIGHT DESIGNS IN PUBLIC AREAS

In terms of size and application: you can create light curtains of almost unlimited size so there is no object too big or too small. Up to 1200 points of light or 120m in length are possible with only one feed. Another advantage is that you can expand your system at any given moment in time. But how do you start creating your personal light decoration? This is how it works:

### Step 1 Choose your object(s)

Picture your object as a whole and decide which parts you want to put in the spotlight. Facades, windows, window displays, trees,

### Step 2 Choose the wire color

staircases, balconies: anything you can think of that would be worth wire decorating. Tronix Pro System Modular 36V offers a choice between transparent, black and white cable color. We advise you to stick with one color for all components you are planning to use. For Tree Lighting the common color is black.

### Step 3 Choose a structure for your light plan

Take a look at the product components of Pro System Modular and find out which lighting solutions make the best fit with your lighting objects. Look for a total solution, bearing in mind that a window asks for a different lighting solution than a façade.

You can choose to make custom-made light curtains to cover windows, pillars, balconies, stairs and many other objects. You can integrate coneshaped trees in your light curtain design by using a special tree string divider. You can make connections with 2D and 3D motifs for complete results. And you can use Icicle Lights for a classy decoration of facades.

### Step 4 Choose your light color

**Warm white Plus+ (2400K)**  
Very warm light for pleasant atmosphere. Popular to use for a.o. bars, restaurants and hotels and to emphasize wooden buildings or event areas.

**Warm white (3000K)**  
Pleasant warm light, suitable for hotels, shopping malls, passages, to emphasize buildings, event areas, shops.

**Cold white (6500K)**  
Similar to daylight. Suitable for ice bars, events and to emphasize concrete buildings and shops.

### Step 5 Choose your components

Making light curtains

To make light curtains you need to find the right combination of main cables and light strings to get the result you are looking for. This is what you do:

**Calculate cable quantity for desired curtain width**  
Establish the required width of your light curtain(s) and calculate how many main cables in which size you need to reach it. A light curtain is nothing more than the combination of main cables and light strings. 36V main cables are available in 1,2, 2,4 or 4 meter and are connectable, using 2 or 5 meter extension cables to achieve the desired width.

**Determine type and quantity of light strings** for the right length, based on the desired drop-down length and a choice between 3, 6 or 10 meter light strings light strings, you can determine how many light strings you need in which size. You can make dropdowns of 6, 10, 12, 16, 20 meter strings and so on.

**Example:** if you need a string with 26 meter length, you take two 10 meter connectable strings and connect them with a 6 meter string, using an end cap to finish. Decide how many 'finished' strings you need for your main cables (containing 12 or 24 sockets) that can hold an equal number of finished strings (1 string per socket).

#### Choosing additional lighting components

- Decide if and where you need to integrate Icicle light to decorate facades or balconies (see P32-33).

#### Choose the accessories you need for your light design

Walk through your light design and select the the power cables and accessories you need (see end of chapter). Make sure you don't forget to order extra power when required, or e.g. a 2-way or 5-way divider to connect more strings on one feed.

### Step 6 Connect all components and assemble

Make sure to close off any un-used (free) connections with an end cap.

**Good luck with your design and enjoy the result!**



# main cables | Pro System Modular 36V

## MAIN CABLES FOR 36V LIGHT STRINGS

Connectable main cables for light curtains



- The first step is to determine the cable colors of your system. Tronix offers choice between a transparent or black rubber cable.
- Then determine the quantity and size of the main cables you would need to reach the desired width for your light curtain.

**Input voltage:** 36V  
**Length:** 120, 240 or 400 cm  
**IP rate:** IP65  
**Material:** PVC

**36V Modular Lighting System**  
 Need to light a public area? Check out the possibilities with our 36V Modular Lighting System!

Create your light design with the safe, low voltage lighting components of Pro System Modular 36V. With transparent, black or white wire and choice between Warm white (3000K), Warm white+ (2400K) or Cold white (6500K)

### MAIN CABLE 36V - 1,2 METER



### MAIN CABLE 36V - 2,4 METER



### MAIN CABLE - BLACK



ART. NR.	DESCRIPTION	LENGTH	COLOR	SOCKETS	SOCKET DISTANCE	CARTON QUANTITY
018-050	PS36   Main Cable	120 cm	○ Transparent	12	10 cm	25
018-052	PS36   Main Cable	240 cm	○ Transparent	24	10 cm	10
018-036	PS36   Main Cable	400 cm	● Black	10	40 cm	10

**Calculation example 1:** For a 12 meter 2400K light curtain (white wire) with 12 meter drop-down:

Main cable - transparent - 240cm	Art. nr. 018-052	5 pcs	120 sockets
Light string 6m transparent wire - 2400K - 60 led's p/string	Art. nr. 018-119	240 pcs	14.400 led's

**Total amount of led's to empower:** 120 strings à 120 led's p/string = 14.400 led's  
**To realize this you need:** 4 x power supply 200W | Art. nr. 018-003

**Calculation example 2:** For a 40 meter Icicle Light in 2400K with 40cm dropdown

Iciclelight 36V - Warm white+ 2400K - 2m x 40 cm	Art. nr. 018-209	20 pcs
--	------------------	--------

**Total amount of led's to empower:** 20 x 92 led's per set = 1.840 led's.  
**To realize this you need:** 1 x power supply 100W | Art. nr. 018-002



# Pro System Modular 36V | connectable strings

## CONNECTABLE LIGHT STRINGS - 10M

Compose your 36V light curtain with our selection of connectable light strings. Power supply not included



**proSYSTEM** LED MODULAR 36V

- Input voltage:** 36V
- Power:** 6,8 Watt
- Length:** 10 meter
- Nr. of strings:** 1
- Led's per string:** 100
- IP rate:** IP65
- LED distance:** 10 cm
- Material:** PVC (transparent)
- Connectable:** Yes
- Power supply:** Not included
- End caps:** Included
- Carton quantity:** 10



ART. NR.	LENGTH	WIRE COLOR	LIGHT COLOR	COLOR TEMP. (CCT)	LED'S P/STRING
018-138	10 meter	Transparent	○ Warm white	3000K	100
018-139	10 meter	Transparent	○ Warm white+	2400K	100

## CONNECTABLE LIGHT STRINGS - 6M

Compose your 36V light curtain with our selection of connectable light strings. Power supply not included.



**proSYSTEM** LED MODULAR 36V

- Input voltage:** 36V
- Power:** 4,6 Watt
- Length:** 6 meter
- Nr. of strings:** 1
- Led's per string:** 60
- IP rate:** IP65
- LED distance:** 10 cm
- Material:** PVC (transparent)
- Connectable:** Yes
- Power supply:** Not included
- End caps:** Included
- Carton quantity:** 18



ART. NR.	LENGTH	WIRE COLOR	LIGHT COLOR	COLOR TEMP. (CCT)	LED'S P/STRING
018-118	6 meter	Transparent	○ Warm white	3000K	60
018-119	6 meter	Transparent	○ Warm white+	2400K	60

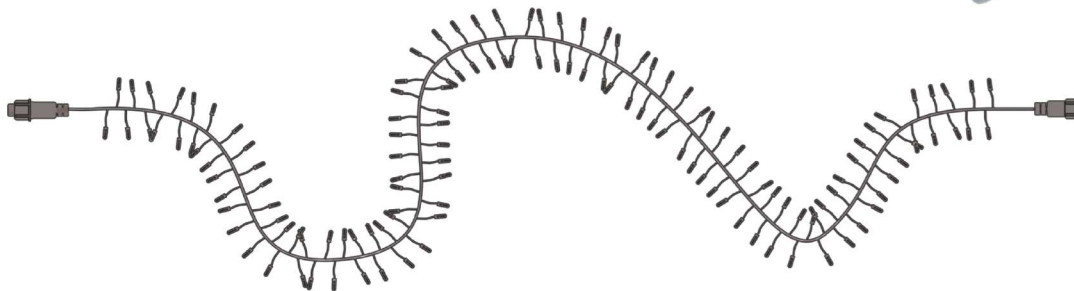
# cluster lights | Pro System Modular 36V

## CLUSTER LIGHT - 3M | CONNECTABLE

Light string containing side branches with small lights for easy decoration of tree branches, facades or other objects. Apply hanging down in series or connect them in any desired way for a custom-made light design. Power supply not included



- Input voltage:** 36V
- Power:** 10,5 Watt
- Length:** 3 meter
- Nr. of strings:** 1
- Led's total:** 180
- IP rate:** IP65
- LED distance:** 1,67 cm
- Material:** PVC (transparent)
- Connectable:** Yes
- Power supply:** Not included
- End caps:** Included
- Carton quantity:** 10



ART. NR.	LENGTH	WIRE COLOR	LIGHT COLOR	COLOR TEMP. (CCT)	LED'S P/STRING
018-318	3 meter	Transparent	○ Warm white	3000K	180
018-319	3 meter	Transparent	○ Warm white+	2400K	180

## Led Power Supply for 36V light curtains | IP65



ART. NR.	POWER SUPPLIES FOR 36V STRINGS
018-004	PS36   led Power Supply   15 Watt
018-005	PS36   led Power Supply   30 Watt
018-001	PS36   led Power Supply   60 Watt
018-002	PS36   led Power Supply   100 Watt
018-003	PS36   led Power Supply   200 Watt

## PRO SYSTEM MODULAR

Tronix Pro System Modular: a range of IP44 and IP65 components, giving you the flexibility to make your own customized product. With a long durability, user friendliness and maximum light results

### Features

- IP65 - Transparent
- IP44 - Black & White (connection same as transparent)
- Round led
- Advanced material composition for a long life span and easy to use



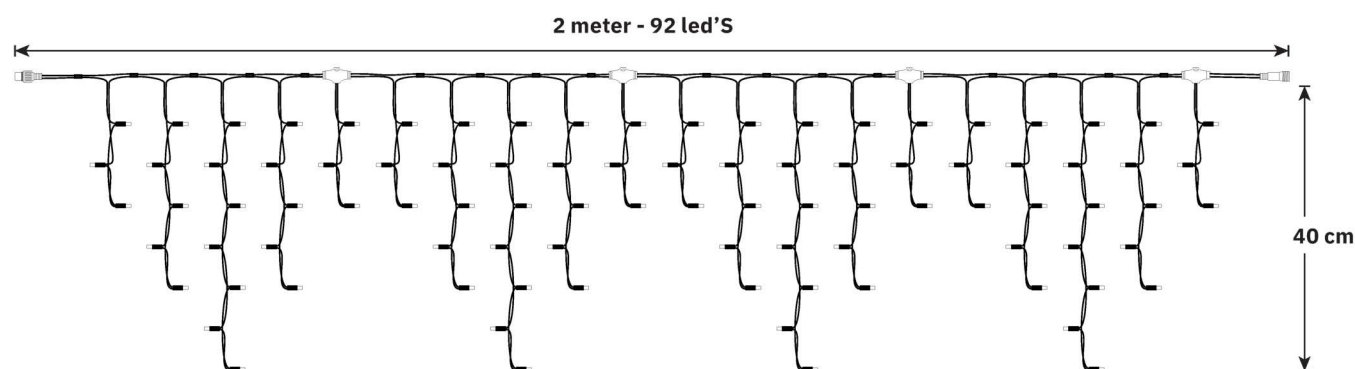
# Pro System Modular 36V | icicle lights

## ICICLE LIGHT 36V | 2M X 0,4M | CONNECTABLE

For horizontal applications, to use standalone or between main cables.  
Power supply not included.



- Input voltage:** 36V
- Power:** 7,6 Watt
- Length:** 200 x 40 cm
- IP rate:** IP65
- Connectable:** Yes
- Power supply:** Not included
- Nr. of strings:** 20
- Led's per string:** 3-5-7
- Led's total per set:** 92
- Material:** PVC (transparent)
- Carton quantity:** 10



- MALE AND FEMALE CONNECTOR
- 20 STRINGS TOTAL - 92 LED'S

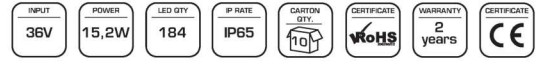
ART. NR.	LENGTH	WIRE COLOR	LIGHT COLOR	COLOR TEMP. (CCT)	LED'S
018-208	200 x 40 cm	Transparent	○ Warm white	3000K	92
018-209	200 x 40 cm	Transparent	○ Warm white+	2400K	92



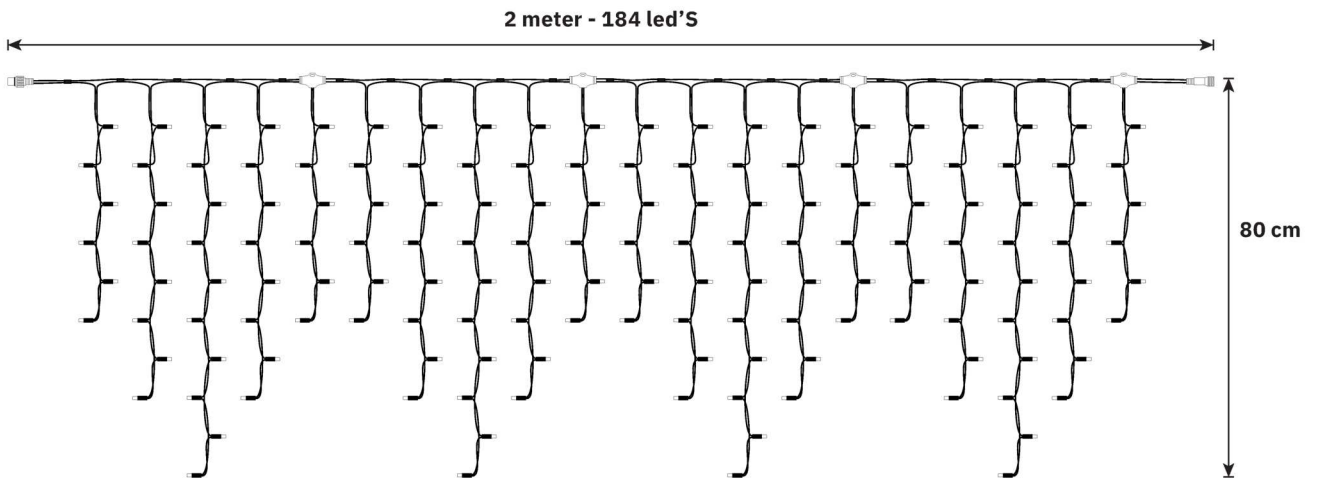
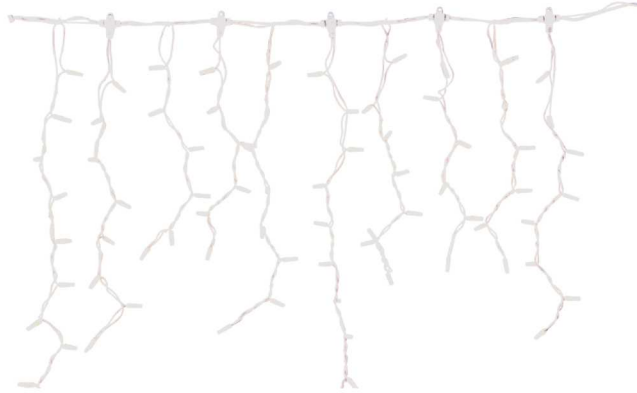
# icicle lights | Pro System Modular 36V

## ICICLE LIGHT 36V | 2M X 0,8M | CONNECTABLE

For horizontal applications, to use standalone or between main cables.  
Power supply not included.



**Input voltage:** 36V  
**Power:** 15,2 Watt  
**Length:** 200 x 80 cm  
**IP rate:** IP65  
**Connectable:** Yes  
**Power supply:** Not included  
**Nr. of strings:** 20  
**Led's per string:** 6-10-14  
**Led's total per set:** 184  
**Material:** PVC (transparent)  
**Carton quantity:** 10



• MALE AND FEMALE CONNECTOR  
 • 20 STRINGS TOTAL - 184 LED'S

ART. NR.	LENGTH	WIRE COLOR	LIGHT COLOR	COLOR TEMP. (CCT)	LED'S
018-218	200 x 80 cm	Transparent	○ Warm white	3000K	184
018-219	200 x 80 cm	Transparent	○ Warm white+	2400K	184



### LED Icicle lights: for eye catching decors all year round

Led Icicle lights create a magical decor at any time of the year, not only at Christmas! There are lots of other ways to use these versatile lights all year round.

They have a professional look that adds beauty to any lighting display. Shaped like icicles, led icicle lights look great decorating the eaves of buildings where actual icicles are commonly found. These dangling led lights are also perfect hanging from mantles, deck railings, gutters, fences, and more. Just use your imagination and you'll come up with many ideas to use them all year long.



# Pro System Modular 36V | connectable strings

## CONNECTABLE LIGHT STRINGS - 10M

Compose your 36V light curtain with our selection of connectable light strings. Power supply not included.



- Input voltage:** 36V
- Power:** 6,8 Watt
- Length:** 10 meter
- Nr. of strings:** 1
- Led's per string:** 100
- IP rate:** IP44
- LED distance:** 10 cm
- Material:** PVC
- Connectable:** Yes
- Power supply:** Not included
- End caps:** Included
- Carton quantity:** 20



ART. NR.	WIRE COLOR	LIGHT COLOR	COLOR TEMP. (CCT)	LED'S P/STRING
018-520	● Black	○ Cold white	6500K	100
018-521	● Black	○ Warm white	3000K	100
018-522	● Black	○ Warm white+	2400K	100
018-560	○ White	○ Cold white	6500K	100
018-561	○ White	○ Warm white	3000K	100
018-562	○ White	○ Warm white+	2400K	100



# connectable strings | Pro System Modular 36V

## CONNECTABLE LIGHT STRINGS - 3M

Compose your 36V light curtain with our selection of connectable light strings. Power supply not included.



- Input voltage:** 36V
- Power:** 2 Watt
- Length:** 3 meter
- Nr. of strings:** 1
- Led's per string:** 30
- IP rate:** IP44
- LED distance:** 10 cm
- Material:** PVC
- Connectable:** Yes
- Power supply:** Not included
- End caps:** Included
- Carton quantity:** 30



ART. NR.	WIRE COLOR	LIGHT COLOR	COLOR TEMP. (CCT)	LED'S P/STRING
018-500	● Black	○ Cold white	6500K	30
018-501	● Black	○ Warm white	3000K	30
018-502	● Black	○ Warm white+	2400K	30
018-540	○ White	○ Cold white	6500K	30
018-541	○ White	○ Warm white	3000K	30
018-542	○ White	○ Warm white+	2400K	30



**Calculation example 1:** For a 12 meter 2400K light curtain (black wire) with 3 meter drop-down:

Main cable - Black - 400cm	Art. nr. 018-036	3 pcs	30 sockets
Light string 3m Black wire - 2400K - 30 led's p/string	Art. nr. 018-502	30 pcs	900 led's

**Total amount of led's to empower:** 30 strings à 30 led's p/string = 900 led's  
**To realize this you need:** 1 x power supply 60W | Art. nr. 018-001

**Calculation example 2:** For a 120 meter light string in 2400K

Light string 36V - Warm white+ 2400K - 10 m	Art. nr. 018-522	15 pcs
---	------------------	--------

**Total amount of led's to empower:** 15 x 100 led's per set = 1.500 led's.  
**To realize this you need:** 1 x power supply 100W | Art. nr. 018-002



# Pro System Modular 36V | accessories



A



B



C



D



E



F



G



H

J



I



K



L



M

## ART. NR. EXTENSION CABLE | 2M - 5M

A	018-014	○	Transparent   extension cable - 2 meter
A	018-015	○	Transparent   extension cable - 5 meter
B	018-034	●	Black   extension cable - 2 meter
B	018-035	●	Black   extension cable - 5 meter
C	018-024	○	White   extension cable - 2 meter
C	018-025	○	White   extension cable - 5 meter

## ART. NR. END CAP

D	018-011	○	Transparent   end cap
E	018-031	●	Black   end cap
F	018-021	○	White   end cap

## ART. NR. 2-WAY DIVIDER

G	018-012	○	Transparent   2-way divider
H	018-032	●	Black   2-way divider
I	018-022	○	White   2-way divider

## ART. NR. 3-WAY DIVIDER

J	018-038	●	Black   3-way divider
---	---------	---	-----------------------


## ART. NR. 5-WAY DIVIDER

K	018-013	○	Transparent   5-way divider
L	018-033	●	Black   5-way divider
M	018-023	○	White   5-way divider



# accessories | Pro System Modular 36V

**proSYSTEM** LED  
MODULAR 36V



ART. NR.	MAIN CABLES   120-400 CM
Ⓝ 018-050	○ Transparent   main cable   120 cm   12 sockets
Ⓞ 018-052	○ Transparent   main cable   240 cm   24 sockets
Ⓟ 018-036	● Black   main cable   400 cm   10 sockets

ART. NR.	POWER SUPPLIES FOR 36V STRINGS
Ⓠ 018-004	PS36   led power supply   15 Watt   30M or 300 led's
Ⓡ 018-005	PS36   led power supply   30 Watt   60M or 600 led's
Ⓢ 018-001	PS36   led power supply   60 Watt   120M or 1200 led's
Ⓣ 018-002	PS36   led power supply   100 Watt   200M or 2000 led's
Ⓤ 018-003	PS36   led power supply   200 Watt   400M or 4000 led's



# 3 Tree lighting

The ultimate bringer of  
great and safe ambiance  
in streets, public  
places and gardens.





Large illuminated trees with Tronix 24V Tree lighting, Sanadome Nijmegen - the Netherlands




# Tree lighting | light design tool

## CONE-SHAPED TREES | GUIDELINES FOR DECORATING

Decoration basic

Decoration normal

Decoration intense



TREE HEIGHT [M]	DECORATION BASIC [M]	DECORATION NORMAL [M]	DECORATION INTENSE [M]
Cone shaped tree 1,5m	6	8	11
Cone shaped tree 2m	11	16	21
Cone shaped tree 2,5m	18	26	35
Cone shaped tree 3m	27	40	53
Cone shaped tree 4m	51	77	102
Cone shaped tree 5m	85	128	170
Cone shaped tree 6m	130	194	259
Cone shaped tree 7m	184	276	368
Cone shaped tree 8m	251	376	501
Cone shaped tree 9m	328	492	656
Cone shaped tree 10m	418	627	836
Cone shaped tree 12,5m	699	1048	1397
Cone shaped tree 15m	1062	1593	2124
Cone shaped tree 20m	2058	3087	4116

\* These figures are only indicative and very dependent on a tree's growth process.

# light design tool | Tree lighting

## CROWN-SHAPED TREES | GUIDELINES FOR DECORATING

Decoration basic

Decoration intense



TREE CROWN Ø [M]	DECORATION BASIC [M]	DECORATION NORMAL [M]	DECORATION INTENSE [M]
Crown shaped tree 1m	5	8	10
Crown shaped tree 1,2	8	12	15
Crown shaped tree 1,5m	13	19	25
Crown shaped tree 2m	23	35	46
Crown shaped tree 2,5m	38	57	76
Crown shaped tree 3m	57	85	113
Crown shaped tree 4m	106	159	212
Crown shaped tree 5m	173	259	345
Crown shaped tree 6m	258	387	516
Crown shaped tree 7m	362	543	724
Crown shaped tree 8m	486	728	971
Crown shaped tree 9m	629	943	1257
Crown shaped tree 10m	793	1189	1585
Crown shaped tree 15m	1934	2901	3868

\* These figures are only indicative and very dependent on a tree's growth process.



# Tree lighting 24V | easy decoration of larger trees

On the next few pages you can use our light design tool to help you determine the light string quantity for any size tree. The String Light Pro is a 63M low voltage and connectable light string to decorate any larger tree.

**SEE P43/45 TO DISCOVER OUR FULL RANGE OF REGULAR OR IN-LINE STRING LIGHT**

Here's a few tips & tricks from a tree light professional to help you use and install Tronix String Light Pro in a such a way that best results in decorative effects and product sustainability are guaranteed.


## 2 ways to mount String Light Pro::

### 1. Rotated around the branch

One way is to rotated around a branch, whereby the lighting must be rotated loosely around the branch. If it is too tight, the tree can pull the lighting apart as it grows.

### 2. Upright mounting following the branch


Another way is to tie the light string neatly to the tree branch in an upright position, using our rubber tie tubes (Art.Nr. 535-090) to keep the wire in place. This method will have a "neater" appearance because the lighting is mounted In-Line with the branch.



1 Loosely rotated around the branch



2 Mounted upright position following the branch



Placing the driver in the crown of the tree is the safest solution (e.g. in public areas)



Using elastic tie tube Art. nr. 535-090 to tie strings together or attach them to the branch


## Important to know

- With fast growing trees, such as plane or young trees, it is important to check after 1 or 2 years if there still is enough space between the wire and the branch.
- Approximate time that the lighting can remain in the tree is about 5 years (due to natural growth or trimming)
- It is recommendable to hire a professional to install your tree lighting. To make sure it happens in the best possible way. They are experts and often dispose of reach trucks for safe installation.
- Wires can be tied together with Tronix connectors Art. nr. 595-030/595-031 or by using Tronix dividers Art. nr. 535-005 or 535-020.

Check P43 for an overview of all available string light pro 24V accessories

## Don't forget

- 1 To always leave enough room between the wire and the branch
- 2 To use Tronix elastic tie tube for tight results and best protection of the tree
- 3 Only to use cheap tie wraps for loose wrapping or short term use
- 4 Not to pull the light strings over edges or sharp parts during (dis)assembly
- 5 For best protection against moisture, always mount connectors in an upright position



## ? Need help or advice?

Don't hesitate to contact us. we are glad to be of assistance.



# string light modular 24V | Tree lighting

## TREE LIGHT PROFESSIONAL 24V 63M | REGULAR

63 meter tree light string with 420 led's for decorating larger trees.  
Regular version with vertically positioned side branche.



- Input voltage:** 24V
- Power:** 25 Watt
- Led quantity:** 420
- Led distance:** 15 cm
- Connectable:** Yes (max. 63 meter in one line)
- Power supply:** Not included
- Cutting distance:** 90 cm
- IP rate:** IP65
- Wire color:** Green
- Carton quantity:** 8



ART. NR.	WIRE COLOR	LIGHT COLOR	CCT	LED QTY
025-021	● Green	○ Cold white	6500K	420
025-018	● Green	○ Warm white	3000K	420
025-019	● Green	○ Warm white+	2400K	420

## ACCESSORIES FOR TREE LIGHT PROFESSIONAL 24V



**2-WAY DIVIDER (5 PCS)**  
Art. nr. 535-005



**5-WAY DIVIDER (2 PCS)**  
Art. nr. 535-020



**EXTENSION CABLE 4M (2 PC)**  
Art. nr. 535-025



**AMP DIVIDER**  
Art.nr. 535-050 (2,3mm/100pcs)  
Art.nr. 535-051 (4,2mm/25pcs)



**ELASTIC TIE TUBE 50M**  
to protect tree branches  
Art. nr. 535-090



**CONNECTOR FEMALE - BAG 100 PCS.**  
Art. nr. 535-032 (Red)  
Art. nr. 535-033 (Blue)



**CONNECTOR MALE BAG 100 PCS.**  
Art. nr. 535-030 (Red)  
Art. nr. 535-031 (Blue)



**POWER SUPPLY 24V | 30W**  
Art. nr. 215-300



**POWER SUPPLY 24V | 60W**  
Art. nr. 215-301



**POWER SUPPLY 24V | 100W**  
Art. nr. 215-302



**POWER SUPPLY 24V | 200W**  
Art.nr. 215-304

ART. NR.	POWER SUPPLIES 24V	SIZE L X W X H	WIRE LENGTH IN   OUT	CONNECTION TYPE
215-300	Power supply 24V   IP67   30 Watt	182 x 29 x 20 mm	100 cm   100 cm	Shuko Power/ DC plug
215-301	Power supply 24V   IP67   60 Watt	192 x 47 x 36 mm	100 cm   100 cm	Shuko Power/ DC Plug
215-302	Power supply 24V   IP67   100 Watt	188 x 68 x 39 mm	100 cm   100 cm	Shuko Power/ DC Plug
215-304	Power supply 24V   IP67   200 Watt	230 x 130 x 60 mm	110 cm   20 cm	2x AMP/ 2x DC Plug



# Tree lighting | string light pro 36V

## STRING LIGHT PROFESSIONAL 36V | 4M

4 meter tree light string for decorating small to larger trees.  
With male & female connector



**proSYSTEM**  
MODULAR LED 36V



**Input voltage:** 36V  
**Power:** 1,5 Watt  
**Led quantity:** 30  
**Led distance:** 15 cm  
**Connectable:** Yes (max. 63 meter in one line)  
**Power supply:** Not included  
**Cutting distance:** 150 cm  
**IP rate:** IP65  
**Wire color:** Green  
**Carton quantity:** 20



ART. NR.	WIRE COLOR	LIGHT COLOR	CCT	LED QTY
025-141	● Green	○ Cold white	6500K	30
025-138	● Green	○ Warm white	3000K	30
025-139	● Green	○ Warm white+	2400K	30

## STRING LIGHT PROFESSIONAL 36V | 10M

10 meter tree light string for decorating small to larger trees.  
With male & female connector



**proSYSTEM**  
MODULAR LED 36V



**Input voltage:** 36V  
**Power:** 3 Watt  
**Led quantity:** 70  
**Led distance:** 15 cm  
**Connectable:** Yes (max. 63 meter in one line)  
**Power supply:** Not included  
**Cutting distance:** 150 cm  
**IP rate:** IP65  
**Wire color:** Green  
**Carton quantity:** 20



ART. NR.	WIRE COLOR	LIGHT COLOR	CCT	LED QTY
025-131	● Green	○ Cold white	6500K	70
025-128	● Green	○ Warm white	3000K	70
025-129	● Green	○ Warm white+	2400K	70

### LOW VOLTAGE MODULAR STRING LIGHT 4/10/21M

Create your own design

- Safe low voltage, ideal for public places
- Connectable at two sides (in and out)
- Easy to use
- Choice in length & color for custom-made light designs



# string light pro 36V | Tree lighting

## STRING LIGHT PROFESSIONAL 36V | 21M

21 meter tree light string for decorating small to larger trees.  
With male & female connector



- Input voltage:** 36V
- Power:** 6 Watt
- Led quantity:** 140
- Led distance:** 15 cm
- Connectable:** Yes (max. 63 meter in one line)
- Power supply:** Not included
- Cutting distance:** 150 cm
- IP rate:** IP65
- Wire color:** Green
- Carton quantity:** 10



ART. NR.	WIRE COLOR	LIGHT COLOR	CCT	LED QTY
025-121	● Green	○ Cold white	6500K	140
025-118	● Green	○ Warm white	3000K	140
025-119	● Green	○ Warm white+	2400K	140

## ACCESSORIES FOR TREE LIGHT PROFESSIONAL 36V



**2-WAY DIVIDER**  
Art. nr. 018-032



**3-WAY DIVIDER**  
Art. nr. 018-038



**5-WAY DIVIDER**  
Art. nr. 018-033



**EXTENSION CABLE 2M | 5M**  
Art. nr. 018-034 | Art. nr. 018-035



**ELASTIC TIE TUBE 50M**  
to protect tree branches  
Art. nr. 535-090



**MAIN CABLE 4M | 10 SOCKETS**  
For vertical hanging light strings  
Art. nr. 018-036



**END CAP**  
Art. nr. 018-031



**POWER SUPPLY 36V | 15W**  
Art. nr. 018-004



**POWER SUPPLY 36V | 30W**  
Art. nr. 018-005



**POWER SUPPLY 36V | 60W**  
Art. nr. 018-001



**POWER SUPPLY 36V | 100W**  
Art. nr. 018-002



**POWER SUPPLY 36V | 200W**  
Art. nr. 018-003

ART. NR.	POWER SUPPLIES 36V	SIZE L X W X H	CONNECTION TYPE	MAX. CONNECT
018-004	Power supply 36V   IP67   15 Watt	109 x 30 x 20 mm	Schuko ungrounded	30M or 300 led's
018-005	Power supply 36V   IP67   30 Watt	182 x 30 x 20 mm	Schuko ungrounded	60M or 600 led's
018-001	Power supply 36V   IP67   60 Watt	160 x 50 x 35 mm	Schuko ungrounded	120M or 1200 led's
018-002	Power supply 36V   IP67   100 Watt	180 x 50 x 35 mm	Schuko ungrounded	200M or 2000 led's
018-003	Power supply 36V   IP67   200 Watt	205 x 75 x 45 mm	Schuko ungrounded	400M or 4000 led's



# Tree lighting | tips & tricks

## DECORATING TREES: TIPS & TRICKS

When decorating trees with lights, there are some basic measurements that you need to take into account, such as size and diameter of the tree trunk as well as the branches you wish to decorate. Other considerations are the intensity of light decoration - influenced by light string quantity and led distance. On the next few pages you can use our light design tool to help you determine the light string quantity for any size tree.

Trees are often decorated incorrectly in terms of working method and applying the String Light in the most suitable manner.

### Tips & Tricks:

Work from the down side of the tree branch  
When applying the light strings onto/around the tree, keep in mind that for the viewers on the ground, the lights will be best visible when applied on the down (not the upper side) of the tree branch. This often goes wrong because from an installer's point of view, standing on a platform of a height worker, they will do the exact opposite.

Don't wrap the wire but make it follow the branches  
When aiming to leave the lights in the tree for a longer period of time, make sure to apply the wire in the correct way: following the branch in a straight line instead of being (too tightly) winded around the tree. See also the illustration below. Select the desired light color of the light strings and other product components.



### Important

Don't:

Never wind the wire around the branch like is done in the picture below. The branch will grow or sometimes even expand because of temperature changes. As you can see, the wire will be tightened around the branch as a result, causing it to break or be damaged.

Do:

Better lead the wire in line with the branch and use a rubber tie tube (Art. nr. 535-090) to keep the wire in place. Plastic tie-wraps are only suitable for short term use as they will eventually bring harm to the tree.



### To connect 2 String Lights:

- 1 Screw on the connection part at the end of the plug
- 2 Open the connection part, put the plug cable away
- 3 Screw on the end cap
- 4 Pull out the sealing plug
- 5 Connect the two strings to each other
- 6 Screw on the connection part.



### LED efficiency and possibilities

Over the last few years, led development has finally conquered the area of Christmas lighting. Slowly the world has started to realize that modern led technology has been opening a lot of doors in terms of color shades and versatility in application. On top of led's having an extremely low energy consumption and a much longer life of course.



### High quality for solid results and durability

The outer light chains are designed in a very robust and excellent quality. The led's are sealed towards the cable and covered with a protective tube. The cables are made of rubber or a PVC alloy that is resistant to UV radiation. In addition, the wire is IP65 water resistant. Following a safe working method ensures a long lifespan of Tronix String Light.

### Important:

Make sure not to pull the strings over edges or sharp parts during assembly and disassembly. This may cause damage to the wire.



**Need help or advice?** Don't hesitate to contact us, we are glad to be of assistance.







Large illuminated trees with Tronix 24V Tree lighting, Sanadome Nijmegen - the Netherlands



# Tree lighting | belt light

## BELT LIGHT | 230V | 10M | INDOOR & OUTDOOR

Available in Warm white+, Warm white or Multicolor (red, yellow, blue, green, white).  
Connectable up to 10 pcs, including Schuko power cable 010-013.



**Input voltage:** 230V

**Connectable:** Yes

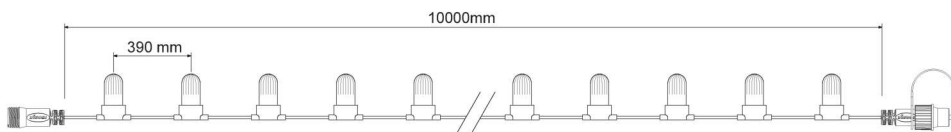
**Dimmable:** Yes, triac

**IP rate:** IP65

**Wire color:** Black

**Light color:** Warm white+, Warm white or Multicolor (steady)

**Power cable:** 150 cm Schuko Power Cable included



ART. NR.	INPUT	WIRE COLOR	POWER	LIGHT COLOR	LED QTY	MAX. TO CONNECT	CARTON QUANTITY
024-078	230V	● Black (Rubber)	4,6 Watt	● Warm white   3000K	25	10 Belt Lights (1 power cable)	10
024-079	230V	● Black (Rubber)	4,6 Watt	● Warm white+   2400K	25	10 Belt Lights (1 power cable)	10
024-070	230V	● Black (Rubber)	4,6 Watt	● Multicolor + white	25	10 Belt Lights (1 power cable)	10



RUBBER



### BELT LIGHT: ALL YEAR ROUND APPLICABILITY

Belt Light can be used as a string light for trees in the Christmas season, but also as a festive, multi-functional Partylight during summer. Being fully connectable with Pro System Modular 230V, Tronix Belt Light can easily be integrated in your own creative light design.



### Designed for flexibility

The Beltlight String has a rubber cable designed for flexibility and good resistance to all weather conditions. This type of material is easy to work with because it's highly flexible and therefore ideally suited for hang-up between two objects, or for easy tree decoration with single bulb hang-up attachments. With PVC, non-breakable bulbs.



# web light | Tree lighting

## WEB LIGHT | 24V OR 230V | INDOOR & OUTDOOR

Connectable (max. 20 sets)



**Input voltage:** 24V (including transformer) or 230V

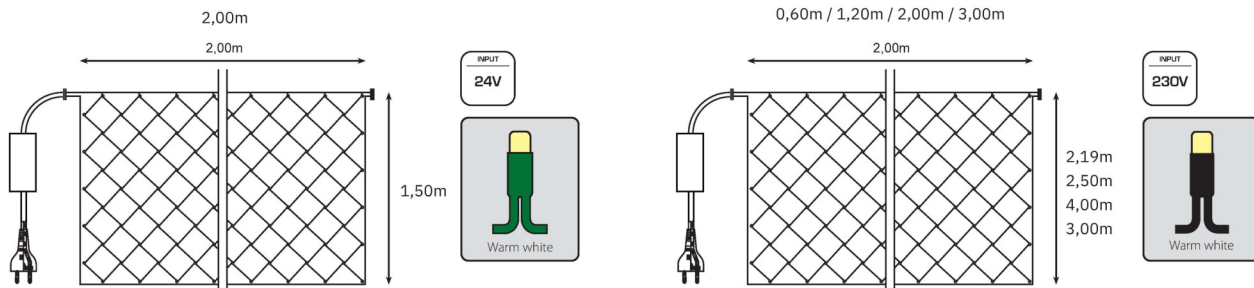
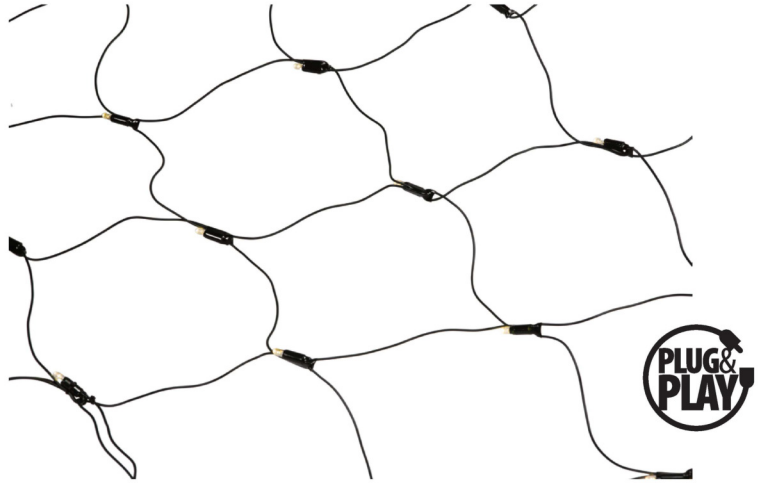
**Connectable:** Yes

**IP rate:** IP65

**Wire color:** Green or black (rubber)

**Light color:** Warm white

**Power cable:** 1,80 meter (included)



ART. NR.	INPUT	WIRE COLOR	POWER	LIGHT COLOR	SIZE	LED QTY	MAX. TO CONNECT	CARTON QUANTITY
033-008	24V	● Green (PVC)	17 Watt	○ Warm white   3200K	200 x 150 cm	156	8 sets	8

ART. NR.	INPUT	WIRE COLOR	POWER	LIGHT COLOR	SIZE	LED QTY	MAX. TO CONNECT	CARTON QUANTITY
033-028	230V	● Black (Rubber)	40 Watt	○ Warm white   3200K	250 x 120 cm	406	12 sets	4
033-038	230V	● Black (Rubber)	65 Watt	○ Warm white   3200K	400 x 200 cm	648	8 sets	2
033-048	230V	● Black (Rubber)	75 Watt	○ Warm white   3200K	300 x 300 cm	750	6 sets	1

### ACCESSORIES FOR WEB LIGHT 230V

For led Web Light Plug & Play accessories we refer to the available items as shown on P22-23 (picture C, D, J, K, N, O)



### TRONIX WEB LIGHT FOR EASY WRAPPING OF BUSHES, TREES OR COLUMNS

Tronix Web Light with led technology in 230V or 24V is very easy to use and will get you astonishing results with minimum effort. These easy to use web curtains can be wrapped around trees, bushes, columns or any other wrappable object. The regularity of the arranged led's ensure a special effect, turning them into unique lighting projects. Stable rubber cables give this product a high level of safety and resistance to moisture and sun. With a IP65 protecting rate this product is suitable for indoor and outdoor applications.



# 6 2D & 3D Motifs

Elegant designs for hanging, standing and laying down to suit any decorative purpose or personal taste.



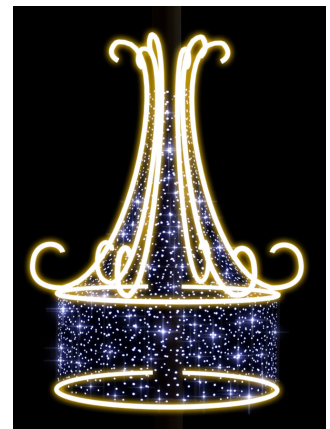






Beautifully decorated Residential building with Tronix Motifs in different sizes - Uden, the Netherlands




# 3D Motifs





# 3D Motifs



## DESIGN YOUR OWN MOTIF

Are you searching for that one beautiful star or snowflake you saw somewhere in a decorated street? Do you need a specific size motif for your project? Ask us for the possibilities for custom-made 2D/3D decorative motif designs at [sales@tronixlighting.com](mailto:sales@tronixlighting.com) or T +31 (0) 413 -33 03 80

- Step 1:** Share your idea
- Step 2:** Receive drawing for approval
- Step 3:** Receive sample (adjustments)
- Step 4:** Approve sample
- Step 5:** Deliver end product

Leadtime : 8-10 weeks



# 3D Motifs | connectable

## 3D LIGHT DECORATION BALLS BLACK OR WHITE | SMALL

Extra small (20cm) with in- and outgoing connection for integration in 230V decorative light curtains and designs. Power cable not included!



- Input voltage:** 230V
- Size:** Diameter 20 cm
- Wire color:** White or black
- Light color:** 2400K, 3000K or 6500K
- Connection:** Included (in/out)
- IP Rate:** IP65
- Power cable:** Not included
- Material:** Steel construction (white or black powder coated)
- Carton quantity:** 10

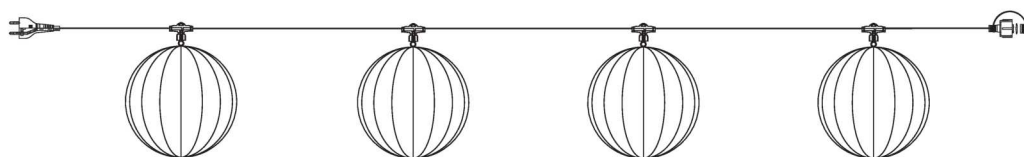


ART. NR.	SIZE	FRAME & WIRE COLOR	LIGHT COLOR	POWER	LED QTY (STEADY/FLASH)
571-079	Ø 20 cm x 20 cm	● Black	☀ 2400K Extra warm white & flash	3,5 Watt	40 (34/6)
571-078	Ø 20 cm x 20 cm	● Black	☀ 3000K Warm white & flash	3,5 Watt	40 (34/6)
571-061	Ø 20 cm x 20 cm	○ White	☀ 6500K Cold white & flash	3,5 Watt	40 (34/6)

### ACCESSORIES

	ART. NR. WHITE	ART. NR. BLACK
Power cable - 1,5 meter Schuko (max. 6000 led's)	○ 010-012	● 010-013
Extension cable - 0,5 meter	○ 010-200	● 010-201
Extension cable - 1 meter	○ 010-202	● 010-203
Extension cable - 2 meter	○ 010-204	● 010-205
Extension cable - 3 meter	○ 010-206	● 010-207
Extension cable - 5 meter	○ 010-208	● 010-209
Y-connector	○ 010-199	● 010-198

\* For all Pro System Modular 230V accessories, see P 24-25.



### TIP:

Use a XL Main Cable (5m | 5 sockets) 010-115 with Small 3D Motifs to decorate large Christmas trees.



### APPLICATIONS WITH SMALL 3D DECO LIGHT BALLS

- Attach the small motif to a XL Main Cable and use them as a String Light to decorate big Christmas trees
- Use them in combination with other sizes 3D Balls for street light decoration
- Hang them from tree branches
- Decorate a winter event with motifs hanging from the ceiling
- Use them in combination with other 230V Pro System Modular items to create a custom-made design



# connectable & foldable | 3D Motifs

## 3D LIGHT DECORATION BALLS | BLACK OR WHITE | 3000wFLASH | FOLDABLE



In 3 sizes with in- and outgoing connection for integration in 230v decorative light curtains and designs. Power cable not included!  
Foldable design for easy handling and transport

**Input voltage:** 230V

**Size:** Diameter 80 cm, 50 cm or 35 cm

**Wire color:** White or black

**Light color:** 3000K with flash

**Connection:** Included (in/out)

**IP Rate:** IP65

**Power cable:** Not included

**Material:** Steel construction (white or black powder coated)

**Carton quantity:** 1



ART. NR.	SIZE	FRAME & WIRE COLOR	LIGHT COLOR	POWER	LED QTY (STEADY/FLASH)
571-006	Ø 35 cm x 35 cm	○ White	○* 6500K Cold white & flash	6,5 Watt	84 (70/14)
571-009	Ø 35 cm x 35 cm	○ White	○* 3000K Warm white & flash	6,5 Watt	84 (70/14)
571-010	Ø 35 cm x 35 cm	● Black	○* 3000K Warm white & flash	6,5 Watt	84 (70/14)
571-007	Ø 35 cm x 35 cm	● Black	○* 2400K Warm white ++ & flash	6,5 Watt	84 (70/14)
571-016	Ø 50 cm x 50 cm	○ White	○* 6500K Cold white & flash	10 Watt	189 (158/31)
571-019	Ø 50 cm x 50 cm	○ White	○* 3000K Warm white & flash	10 Watt	189 (158/31)
571-020	Ø 50 cm x 50 cm	● Black	○* 3000K Warm white & flash	10 Watt	189 (158/31)
571-017	Ø 50 cm x 50 cm	● Black	○* 2400K Warm white ++ & flash	10 Watt	189 (158/31)
571-026	Ø 80 cm x 80 cm	○ White	○* 6500K Cold white & flash	20 Watt	336 (280/56)
571-029	Ø 80 cm x 80 cm	○ White	○* 3000K Warm white & flash	20 Watt	336 (280/56)
571-030	Ø 80 cm x 80 cm	● Black	○* 3000K Warm white & flash	20 Watt	336 (280/56)
571-027	Ø 80 cm x 80 cm	● Black	○* 2400K Warm white ++ & flash	20 Watt	336 (280/56)

### ACCESSORIES

	ART. NR. WHITE	ART. NR. BLACK
Power cable - 1,5 meter Schuko (max. 6000 led's)	○ 010-012	● 010-013
Extension cable - 0,5 meter	○ 010-200	● 010-201
Extension cable - 1 meter	○ 010-202	● 010-203
Extension cable - 2 meter	○ 010-204	● 010-205
Extension cable - 3 meter	○ 010-206	● 010-207
Extension cable - 5 meter	○ 010-208	● 010-209
Y-connector	○ 010-199	● 010-198

\* For all Pro System Modular 230V accessories, see P 24-25.

### EXTENSION CABLE WHITE

5 sizes



**POWER CABLE 1,5M**  
Art. nr. ○010-012 ●010-013



**Y CONNECTOR**  
Art. nr. ○010-199 ●010-198



Tronix Decorative Light Balls are provided with 1 male plug for connecting the ball to the power cable, and 1 female plug to connect it to a set light strings or a light string curtain that might be hanging down from a window or is used to make a bridge from one side of a street or building to the other.



# 2D Motifs | connectable

## CRYSTAL SNOWFLAKE MOTIF | 60CM | CONNECTABLE


With sturdy aluminium frame and connection for easy integration with light curtains and designs.

**Input voltage:** 230V  
**Power:** 13 Watt  
**Light color:** Warm white + or Cold white  
**Color Temp. (CCT):** 2400K or 6500K  
**LED quantity:** 36 p/m  
**Dimension:** 60 x 52 cm  
**Power Cable:** Not included  
**IP Rate:** IP44  
**Carton quantity:** 5

ART. NR.	LIGHT COLOR	COLOR TEMP. (CCT)	SIZE
580-020	Cold white	○ 6500K	60 x 52 cm
580-021	Warm white +	○ 2400K	60 x 52 cm



**proSYSTEM** LED MODULAR 230V



## TWINKLE STAR MOTIF 8-POINT | 60CM | CONNECTABLE

With sturdy aluminium frame and connection for easy integration with light curtains and designs.

**Input voltage:** 230V  
**Power:** 5,4 Watt  
**Light color:** Warm white + or Cold white  
**Color Temp. (CCT):** 2400K or 6500K  
**LED quantity:** 36 p/m  
**Dimension:** 60 x 60 cm  
**Power Cable:** Not included  
**IP Rate:** IP44  
**Carton quantity:** 5

ART. NR.	LIGHT COLOR	COLOR TEMP. (CCT)	SIZE
580-022	Cold white	○ 6500K	60 x 60 cm
580-023	Warm white +	○ 2400K	60 x 60 cm



**proSYSTEM** LED MODULAR 230V



## TWINKLE STAR MOTIF 5-POINT | 60CM | CONNECTABLE

With sturdy aluminium frame and connection for easy integration with light curtains and designs.

**Input voltage:** 230V  
**Power:** 6,7 Watt  
**Color:** Warm white + or Cold white  
**Color Temp. (CCT):** 2400K or 6500K  
**LED quantity:** 36 p/m  
**Dimension:** 60 x 57 cm  
**Power Cable:** Not included  
**IP Rate:** IP44  
**Carton quantity:** 5

ART. NR.	LIGHT COLOR	COLOR TEMP. (CCT)	SIZE
580-024	Cold white	○ 6500K	60 x 57 cm
580-025	Warm white +	○ 2400K	60 x 57 cm




**proSYSTEM** LED MODULAR 230V



## CRYSTAL SNOWFLAKE MOTIF | NEON | CONNECTABLE

Aluminium frame outlined with led neon rope light (no visible light dots), and connection for easy integration with light curtains and designs.

**Input voltage:** 230V  
**Power:** 10 Watt  
**Light color:** Warm white  
**Color Temp. (CCT):** 3000K  
**LED quantity:** 162  
**Dimension:** 50 x 43 cm  
**Power Cable:** Not included  
**IP Rate:** IP44  
**Carton quantity:** 5



ART. NR.	LIGHT COLOR	COLOR TEMP. (CCT)	SIZE
580-032	Warm white	○ 3000K	50 x 43 cm

## TWINKLE STAR MOTIF 8-POINT | NEON | CONNECTABLE

Aluminium frame outlined with led neon rope light (no visible light dots), and connection for easy integration with light curtains and designs.

**Input voltage:** 230V  
**Power:** 6,7 Watt  
**Light color:** Warm white  
**Color Temp. (CCT):** 3000K  
**LED quantity:** 120  
**Dimension:** 50 x 43 cm  
**Power Cable:** Not included  
**IP Rate:** IP44  
**Carton quantity:** 5



ART. NR.	LIGHT COLOR	COLOR TEMP. (CCT)	SIZE
580-030	Warm white	○ 3000K	50 x 43 cm



### INTEGRATE THESE MOTIFS IN PRO SYSTEM MODULAR 230V LIGHT DESIGNS

All models on this page have an easy connection plug for creative combinations with the products and light curtain possibilities as shown in the first chapter "Pro System Modular 230V". With the accessories shown on page 22-23 you can add motifs and make your personal light design complete.




# 5 Rope light

Easy and cost-effective outlining  
tool for decorative accent lighting









# Rope light | 230V

LED rope light | 230V | 50/51M



**Input voltage:** 230V  
**LED type:** DIP LED  
**LED structure:** Vertical / horizontal  
**Dimmable:** Yes  
**IP rate:** IP65  
**Length:** 50/51 meter  
**Diameter:** 13 mm  
**Max. to connect:** 50/51 meter  
**Power cable:** Included (Schuko Ungrounded Plug)  
**Carton quantity:** 1



100%  
matching  
colors with  
**proSYSTEM** LED  
MODULAR 230V

ART. NR.	LIGHT COLOR	LENGTH	LED STRUCTURE	POWER	✂	LED QTY
055-001	○ Cold white	51 meter	Vertical	3,2 Watt/Meter	150 cm	36 led p/m
055-011	✳ White + Twinkle	51 meter	Vertical	3,2 Watt/Meter	150 cm	36 led p/m (4 twinkle)
055-008	● Warm white (3000K)	51 meter	Vertical	3,2 Watt/Meter	150 cm	36 led p/m
055-010	● Warm white+ (2400K)	50 meter	Vertical	3,2 Watt/Meter	150 cm	36 led p/m
055-000	● Multi-Color	50 meter	Vertical	2,4 Watt/Meter	200 cm	36 led p/m

ART. NR.	LIGHT COLOR	LENGTH	LED STRUCTURE	POWER	✂	LED QTY
055-101	○ Cold white (6500K)	50 meter	Horizontal	3,2 Watt/Meter	100 cm	36 led p/m
055-108	● Warm white (3000K)	50 meter	Horizontal	3,2 Watt/Meter	100 cm	36 led p/m
055-110	● Warm white+ (2400K)	50 meter	Horizontal	3,2 Watt/Meter	100 cm	36 led p/m

## ART. NR. ACCESSORIES - 230V LED ROPE LIGHT

065-005	Power Cable EU for 230V led Ropelight & End Cap - IP44   1,5M
485-160	PVC Channel   To guide the direction of rope light   2M
485-165	PET Channel   UV-, Chlorine-, Salt-, & Water resistant   2M
485-170	Aluminium Channel   High quality with high light output   2M



Power Cable EU  
Art. nr. 065-005



PVC Channel  
Art. nr. 485-160



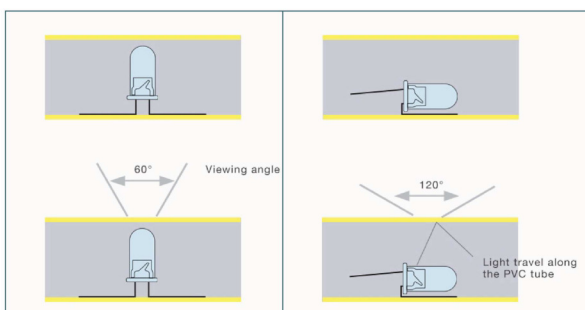
PET Channel  
Art. nr. 485-165



Aluminium Channel  
Art. nr. 485-170

Vertical led Structure

Horizontal led Structure



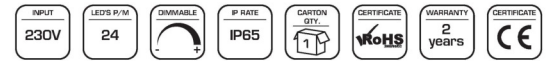
# 230V | Rope light

## LED rope light | 230V | 44M

“Low entry” led rope light. Same material and quality as the Tronix standard led rope light, but with 24 led’s per meter and a total length of 44 meters. Non-cuttable.

**Input voltage:** 230V  
**LED type:** DIP LED  
**LED structure:** Horizontal  
**Dimmable:** Yes  
**IP rate:** IP65  
**Length:** 44 meter

**Diameter:** 13 mm  
**Max. to connect:** 44 meter  
**Power cable:** Included (Schuko Ungrounded Plug)  
**Carton quantity:** 1



! Also for the specific lighting needs for builders and constructors. In particular when reasonably-priced replacements are required.


ART. NR.	LIGHT COLOR	LENGTH	LED STRUCTURE	POWER	LED QTY
055-508	Warm white (3000K)	44 meter	Horizontal	2,1 Watt/Meter	24 led p/m

## LED rope light | 230V | 50M

With colored PVC. When the rope light is switched off, it still retains its color.

**Input voltage:** 230V  
**LED type:** DIP LED  
**LED structure:** Horizontal  
**Dimmable:** Yes  
**IP rate:** IP65  
**Length:** 50 meter

**Diameter:** 13 mm  
**Max. to connect:** 50 meter  
**Power cable:** Included (Schuko Ungrounded Plug)  
**Carton quantity:** 1



ART. NR.	LIGHT COLOR	LENGTH	LED STRUCTURE	POWER	✂	LED QTY
055-102	Blue	50 meter	Horizontal	3,2 Watt/Meter	100 cm	36 led p/m
055-103	Green	50 meter	Horizontal	3,2 Watt/Meter	100 cm	36 led p/m
055-104	Red	50 meter	Horizontal	2,4 Watt/Meter	100 cm	36 led p/m
055-105	Yellow	50 meter	Horizontal	2,4 Watt/Meter	100 cm	36 led p/m




Horizontal structure



### ROPE LIGHT 2.0: COLOR ALWAYS VISIBLE

Tronix introduces rope light with colored PVC in green, yellow, blue and red. Rope lights are perfect when it comes to creating big light designs. Why choosing colored PVC instead of regular Rope light? They always keep their color, also when switched off to make sure your light creation will be visible at all times.



Available in 4 different colors: green, yellow, blue and red



IP44, 230V with Schuko ungrounded Power cable included



Retain their color when being switched off for always visible light creations



# Rope light | 12/24V

## LED rope light | 24V | 30M

24V rope light available in 6 colors - including power cable



**Input voltage:** 24V  
**LED qty:** 36 led p/m  
**LED type:** DIP LED  
**LED structure:** Vertical / horizontal  
**Dimmable:** Yes  
**IP rate:** IP65  
**Length:** 30 meter

**Diameter:** 13 mm  
**Max. to connect:** 30 meter  
**Power cable:** Included (Stripped wire)  
**Carton quantity:** 1



ART. NR.	LIGHT COLOR	POWER	✂	LED STRUCTURE	LED QTY
050-001	○ Cold white (6500K)	2,9 Watt/Meter	17 cm	Vertical	36 led p/m
050-008	○ Warm white (3000K)	2,9 Watt/Meter	17 cm	Vertical	36 led p/m
050-010	○ Warm white+ (2400K)	2,9 Watt/Meter	17 cm	Vertical	36 led p/m
050-002	● Blue	2,9 Watt/Meter	17 cm	Vertical	36 led p/m
050-003	● Green	2,9 Watt/Meter	17 cm	Vertical	36 led p/m
050-004	● Red	1,7 Watt/Meter	28 cm	Vertical	36 led p/m
050-005	● Amber	1,7 Watt/Meter	28 cm	Vertical	36 led p/m

ART. NR.	LIGHT COLOR	POWER	✂	LED STRUCTURE	LED QTY
050-101	○ Cold white (6500K)	2,9 Watt/Meter	17 cm	Horizontal	36 led p/m
050-108	○ Warm white (3000K)	2,9 Watt/Meter	17 cm	Horizontal	36 led p/m
050-110	○ Warm white+ (2400K)	2,9 Watt/Meter	17 cm	Horizontal	36 led p/m

### ART. NR. ACCESSORIES - 24V & 12V LED ROPE LIGHT

065-010 Connection Set for 12/24V Ropelight with End Cap & Heat shrinkable tube - IP44 | 1,5M | Stripped wire



Connection Set 24V/12V  
 Art. nr. 065-010

## LED rope light | 12V | 15M

12V rope light available in 2 colors - including power cable



**Input voltage:** 12V  
**LED qty:** 36 led p/m  
**LED type:** DIP LED  
**LED structure:** Vertical  
**Dimmable:** Yes  
**IP rate:** IP65  
**Length:** 15 meter  
**Diameter:** 13 mm  
**Max. to connect:** 15 meter  
**Power cable:** Included (Stripped wire)  
**Carton quantity:** 5



ART. NR.	LIGHT COLOR	POWER	✂	LED STRUCTURE	LED QTY
045-001	○ Cold white (6500K)	2,9 Watt/Meter	8,3 cm	Vertical	36 led p/m
045-008	○ Warm white (3000K)	2,9 Watt/Meter	8,3 cm	Vertical	36 led p/m
045-010	○ Warm white(2400K)	2,9 Watt/Meter	8,3 cm	Vertical	36 led p/m

### ART. NR. ACCESSORIES - 24V LED ROPE LIGHT

065-010 Connection Set for 12/24V Ropelight with End Cap & Heat shrinkable tube - IP44 | 1,5M | Stripped wire



Connection Set 24V/12V  
 Art. nr. 065-010



## GENERAL ACCESSORIES FOR 13MM Rope light

Suitable for led rope light 13 mm

### ART. NR. GENERAL ACCESSORIES

055-510 Rope light unrolling tool

### ART. NR. CHANNELS FOR 13MM ROPE LIGHT - BUNCH QTY 50 PCS

485-160 PVC Channel 2M

485-165 PET Channel 2M - UV/Chlorine/Salt Water-Resistant

485-170 Aluminium Channel 2M - UV resistant but sensitive to extension with heat

### ART. NR. MOUNTING CLIPS FOR 13MM ROPE LIGHT

485-070 Mounting Clip 25 pcs in a bag

485-065 Crocodile clip 100 pcs in a bag

### ART. NR. CONNECTORS FOR 13MM ROPE LIGHT CARTON QTY.

485-050 Splice Connectors & Glue - 2 pc 50 x 2

485-085 Invisible Splice Connector - 1 pc 100

485-090 Male Pin Connector - 1 pc 100

485-105 T- Connector - 1 pc 50

485-110 X-Connector - 1 pc 50

485-100 End Cap - 1 pc 100

485-055 Glue Tube - 1 pc 50

485-113 Heat shrinkable tube + glue - 10 pcs 100 x 10



Rope light unrolling tool  
Art nr.: 055-510



#### PVC CHANNEL

To guide the direction of Rope light  
Art. nr. 485-160



#### PET CHANNEL

UV-, Chlorine-, Salt- & Water Resistant  
channel to guide the direction of rope light  
Art. nr. 485-165



#### ALUMINIUM CHANNEL

High quality channel for rope light  
direction with high light output  
because of more reflection  
Art. nr. 485-170



#### MOUNTING CLIP

Can be screwed into any surface to fix  
and direct rope light in any direction  
Art. nr. 485-070



#### COUPLING SET

To connect rope lights. Also used to  
reconnect when replacing a dama-  
ged piece of Rope light.  
Art. nr. 485-050




#### INVISIBLE SPLICE CONNECTOR

Invisible Splice Connector  
Connector is less noticeable  
Art. nr. 485-085



#### MALE PIN

Art. nr. 485-090



#### T-CONNECTOR

3 connectors with one run to make  
T-sections in your design  
Art. nr. 485-105



#### X-CONNECTOR

Four runs meet in one inter-  
section to make cross-sections  
Art. nr. 485-110



#### END CAP

To seal the end of a (cutted)  
tube  
Art. nr. 485-100



#### PVC GLUE

To glue on the end cap  
Art. nr. 485-055



#### HEAT SHRINKABLE TUBE (10 PCS)

To make rope light (extra) water-  
proof  
Art. nr. 485-113



#### CROCODILE CLIP

100 pieces  
Art. nr. 485-065



# Rope light | instructions

## HOW TO USE ROPE LIGHT

Tronix rope light 230V is delivered with a Europlug and the 24V/12V version comes with stripped wire suitable for DC power supply. Tronix rope light comes with a fixed end cap.


### Before you start:

- Make sure that the main voltage is not connected during installation
- Make sure that the main voltage of the rope light is the same as the main voltage of the power supply.
- Led rope light 230V comes with a power cable with standard converter. For 24/12V Rope light, make sure to use stabilized DC power supply to avoid that the led's will start to flicker.

Check the rope light instruction manual for more detailed instructions included with the product and available at [www.tronixlighting.com](http://www.tronixlighting.com)

## Unrolling

To protect and avoid damage to the wire it is very important to unroll the rope light from the reel in the right way. Please make sure to position the reel in such a way that the rope light can be rolled off in a straight line instead of having to make circles. This prevents loops or swaying which could damage the internal wiring.



Rolling off rope light in the wrong way may cause unreparable damage to the product!

## Preheat before use

Sometimes it is necessary to preheat the rope light for easy installation and best results.

- In case of a low product or outside temperature we advise to preheat the rope light to ease installation and safeguard product quality.
- In case you want to make several bends/curves for your lighting project it is very important to preheat the rope for best results.

Disconnect the main supply before starting the assembly and unroll (part of) the ropelight before starting to work with the material. You can do this by connecting the required length to the main supply, allowing the rope light to burn for a couple of minutes until it is flexible.

Never connect the main voltage while the light tube is still on the reel; the heat development can cause fire!

### For all Tronix rope light Connectors & Accessories – check page 63

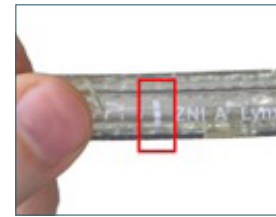
We offer large choice in rope light connectors and other accessories to splice, cut and connect rope light in any desired way to make sure that you have everything you need for your lighting project and achieve the best results.

## Cutting Rope light

- First make sure that the main voltage is not connected!
- Measure the desired length and cut at the nearest cutting mark - **picture 1**.
- Use a pair of sharp cutting pliers and make sure the edge is smooth and at the right angles - **picture 2**.
- After cutting, remove any excess copper wire. There is no difference in how to cut led rope light. The distance between the cut marks vary, depending on the Rope light. To achieve maximum chasing effects, 3, 4 and 5 wire rope light need to be connected to a controller.



1. Cut rope light only at marks



2. Cut rope light neatly

Only cut the rope light at the identification mark, otherwise part of the tube will be permanently useless.

## Connecting Rope light

- Remember that the two pieces of rope light you want to connect, must be the same in voltage and wire count (2-wire, 3-wire etc.)
- When connecting led rope light 230V/24V/12V to a transformer, always use a power cable with a converter, otherwise the led's will start to flicker. For low voltage it is best to use a stabilized DC power supply; in this case you don't need a converter.
- Bring the holes at rope light end in the same position with the prongs ("teeth") of the connector – **picture 3** – then firmly press the pieces together.
- Tronix offers many different connectors – **picture 4** – each one unique for connecting rope in any requested shape or design.
- All rope light accessories must correspond with the shape and diameter of rope light you want to use.
- **TIP:** if a section of the rope light malfunctions (in time), simply remove the unlit section and place the working sections back together with a connector



3. Connecting Rope light



4. Insert connector and press



T-Connector



X-Connector



Male Pin Connector



Invisible Splice Connector




Heat Shrinkable Tubes

## Bending Rope light

- Make sure to preheat the rope light a little bit to make easier curves
- It is very important to bend rope light perpendicular - straight up or down - at the wires. Make absolutely sure to bend rope light in the right direction – pictures 5 & 6 – to make sure that the two internal wires make the same curve.

**!** Avoid at all times that the inner side wire needs to make a very sharp curve. Bending rope light incorrectly can cause damage to the internal wiring. Please check picture 5 and 6



5. Bending wrong way



6. Bending right way

## Applying and fixing Rope light

There are many ways to apply Rope light: you can use it to wrap objects like pillars or trees, or for a glamorous outline of your bar or fence. Fixing rope light requires minimal experience, you just need the right accessories (see page 63). Whichever accessory you use, make sure there is proper mounting in each foot of the Rope light, with additional mounting at every corner and curve. Depending on the application and specific circumstances different fixing materials are available. Use tie-wraps along a steel wire or preshaped frame; for outdoor usage take the UV-durable quality. Consider the following accessories when deciding how to mount Rope light. These will help you learn how to secure rope light in no time at all.



**ROPE LIGHT CHANNEL**  
To guide the direction of the Rope light. Mostly used for straight paths. Gives a professional look.



**MOUNTING CLIP**  
To direct the rope light even better in curvy areas or corners.




**ZIP TIES**  
To secure Rope lighting onto metal railings or any surface suitable for zip tie. Pull tightly and cut excess sticking out from the tie.

## Power

After the rope light has been designed, be sure to place a power connector at one end – picture 7 – so the rope light can be plugged into an outlet. Where the run of rope light completes, simply place an end cap – picture 8. Always seal the end of the (cutted) tube with an end cap. The end cap must be glued on with pvc or silicon glue

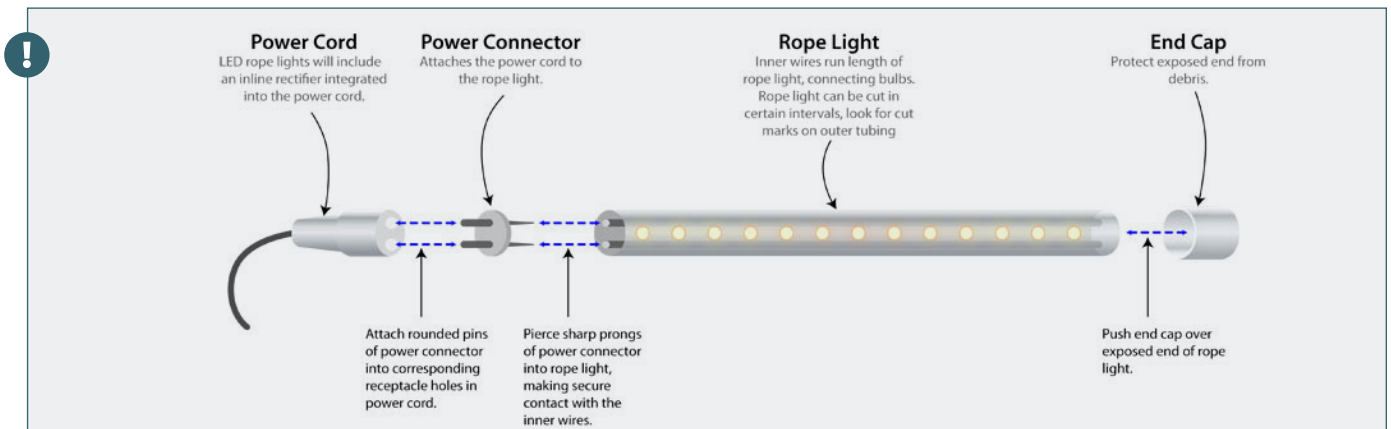


7. rope light Power Connector



8. rope light End Cap

- !**
- Make sure there is enough ventilation so that any possible heat can flow off
  - Do not assemble on surfaces that can vibrate or rattle violently due to severe wind
  - Rope light spanned over roads or large surfaces must be allowed some movement with the wind
  - When applying rope light on a flat surface, make sure the part of the tube producing the most light is facing front!
  - Recommended fixation distance for clips & zip ties (tie wraps): horizontal 20 cm and vertical 30 cm.
  - Make sure the rope light does not make any twists in the process
  - Aluminium channels may be subject to expansion, meaning that 2m channels can differ in length with several millimeters. Make sure to keep about 4mm of space between two channels.





# 6

## Festoon lighting

Makes an attractive picture of every party or event!







THE PINEAPPLE  
ZIELEN SPORTBAR  
DE PREE

SWINCKELS


SWINCKELS



# Festoon lighting | mix & match

## MIX & MATCH WITH FESTOON LIGHTING

Tronix festoon lights are available in different lengths (10/20/30/50/100 m) and with different socket spacings (50/100 cm). Also, they are easy to connect with the included male/female connectors and connectable up to 2000W/200M.



### SAFETY & DURABILITY FIRST



There is a huge difference between professional Festoon lighting - the Tronix kind - and the much cheaper party lighting products you can find online or at any DIY or discount store. Professionals know this, but end customers often don't. For safe use, long-term durability, and flexibility in custom-made results it is important to pay attention to this. Where looking for sustainable product solutions to count on all-year round, poor product decisions will ultimately make you regret putting price first.

### HIGH QUALITY RUBBER



For Festoon Lighting products, Tronix uses high quality rubber cables designed for high flexibility and good resistance to all weather conditions. This type of material is easy to work with because it is very flexible and therefore ideally suited for hang-up between two objects, or to decorate an object. Another advantage of rubber is that it "works", so it adapts to temperature differences and breaks less easily.

### WATERPROOF COUPLINGS



Tronix professional festoon lights are equipped with very user-friendly and safe rubber sealing rings on all the sockets/fittings. Firmly turn the led lamp into the fitting, and a safe waterproof connection is created between the fitting and the lamp.

### WEATHER RESISTANCE



Tronix Festoon lights withstands extreme weather conditions such as rain, hail and snow, and all kinds of 'wind carried' debris. We use high quality rubber that remains strong and flexible because it 'adapts' to temperature differences, resulting in high resilience and a maximum resistance to weather influences. With fittings and lamps hanging downwards – as will normally be the case – you can always count on a waterproof product performance.

### CUSTOM-MADE RESULTS



Make your own custom-made light design with Festoon light! With a large choice in cable length - 10 up to 50 meter - easy to apply male/female connectors, and connectability up to 2000W/200M.

### MIX & MATCH YOUR PROJECT:



- 1 Choose the desired festoon length
- 2 Use 1 power cable for max. 2000W/200M festoon lighting, or choose one of the precomposed sets
- 3 Choose the socket distance per 50 cm or 100 cm
- 4 Find the right color lamps for your application (page 72)
- 5 Easily connect your festoon lighting with the included male/female connectors, link the power cable and you are ready to light up your project!

### TIPS:

- Use Tronix P45 (colored) bulbs with PolyCarbonate cap: hard to break, easy to transport and storage while mounted.
- Make sure to mount the led lamps firmly into the sockets before hanging the Festoon Light: Working from the ground is much easier.



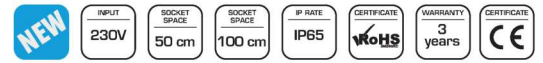
# Festoon lighting

## MIX & MATCH FESTOON LIGHTING

Connect different festoon light lengths to create your perfect design, or use them as single festoon string. Festoon lights comes with 10, 20, 50 or 100 sockets and female/male connectors with one end cap.

Power cable excluded. Maximum power 2000 watt. Maximum length 200 meters.

**Input voltage:** 230V  
**Socket space:** 50/100 cm  
**Cable:** 2 x 1,5 mm<sup>2</sup>  
**Length from plug to first bulb:** 50/100 cm  
**IP rate:** IP65 (cable and socket), IP44 (female/male connector with end cap)  
**Power cable:** Excluded  
**Color:** Black  
**Material:** Rubber



ART. NR.	LENGTH	SOCKET QTY	CABLE COLOR	SOCKET SPACE	LAMPS INCLUDED	CARTON QUANTITY
585-101	10 meter	10	● Black	100 cm	No	8
585-102	50 meter	50	● Black	100 cm	No	1
585-105	10 meter	20	● Black	50 cm	No	4
585-106	50 meter	100	● Black	50 cm	No	1

ART. NR.	FESTOON CABLE ACCESSORIES
585-110	Festoon light power cable max. 2000W
585-109	Festoon light   spare rubber set incl mounting rings   10pcs



**POWER CABLE**  
Art. nr. 585-110

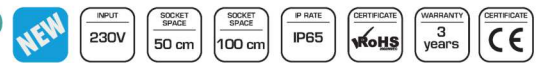


**RUBBER SET**  
Art. nr. 585-109

## MIX & MATCH FESTOON LIGHTING | PRECOMPOSED

Pre-composed sets festoon lights with E27 sockets.  
Power cable included.

**Input voltage:** 230V  
**Socket space:** 50/100 cm  
**Cable:** 2 x 1,5 mm<sup>2</sup>  
**Length from plug to first bulb:** 50 cm/100 cm  
**IP rate:** IP65 (cable and socket), IP44 (female/male connector with end cap)  
**Power cable:** Included  
**Color:** Black  
**Material:** Rubber



ART. NR.	LENGTH	SOCKET QTY	CABLE COLOR	SOCKET SPACE	LAMPS INCLUDED	CONTAINS
585-120	10 meter	10	● Black	100 cm	No	1x 585-101 + 1x 585-110
585-121	20 meter	20	● Black	100 cm	No	2x 585-101 + 1x 585-110
585-122	30 meter	30	● Black	100 cm	No	3x 585-101 + 1x 585-110
585-123	50 meter	50	● Black	100 cm	No	1x 585-102 + 1x 585-110
585-124	100 meter	100	● Black	100 cm	No	2x 585-102 + 1x 585-110
585-125	10 meter	20	● Black	50 cm	No	1x 585-105 + 1x 585-110
585-126	20 meter	40	● Black	50 cm	No	2x 585-105 + 1x 585-110
585-127	30 meter	60	● Black	50 cm	No	3x 585-105 + 1x 585-110
585-128	50 meter	100	● Black	50 cm	No	1x 585-106 + 1x 585-110
585-129	100 meter	200	● Black	50 cm	No	2x 585-106 + 1x 585-110



# Festoon lighting | lamps

## LED P45 | 1 WATT | PC CAP



**Input voltage:** 230V  
**Power:** 1 Watt  
**Color temperature:** 2700K  
**Color:** Warm white  
**Diameter:** 45 mm  
**Length:** 69 mm  
**Dimmable:** No  
**Material:** Polycarbonate (plastic)  
**Carton quantity:** 100 pcs  
**Connection type:** E27



ART. NR.	LIGHT COLOR	COLOR TEMP. (CCT)	POWER	IP RATE	LUMEN	BEAM	LED QUANTITY
165-000	○ Warm white	2400K	1 Watt	IP44	51 Lm	190°	6

## LED P45 | 1 WATT | PC CAP



**Input voltage:** 240V  
**Power:** 1 Watt  
**IP rate:** IP20 (IP44 when applied)  
**LED quantity:** 6  
**LED type:** SMD  
**Dimmable:** No  
**Material:** Polycarbonate (plastic)  
**Carton quantity:** 100 pcs  
**Connection type:** E27



ART. NR.	LIGHT COLOR	COLOR TEMPERATURE	POWER	IP RATE	LUMEN	BEAM ANGLE	LED QUANTITY
165-031	○ Cold white	6000K	1 Watt	IP44	62 Lm	190°	6
165-038	○ Warm white	2700K	1 Watt	IP44	50 Lm	190°	6
165-032	● Blue	n.a.	1 Watt	IP44	n.a.	190°	6
165-033	● Green	n.a.	1 Watt	IP44	n.a.	190°	6
165-034	● Red	n.a.	1 Watt	IP44	n.a.	190°	6
165-035	● Yellow	n.a.	1 Watt	IP44	n.a.	190°	6
165-036	● Orange	n.a.	1 Watt	IP44	n.a.	190°	6







Drink like a rebel



# Festoon lighting | belt light

## BELT LIGHT | 230V | 10M | INDOOR & OUTDOOR

Available in warm white+, warm white or multicolor (red, yellow, blue, green, white).  
Connectable up to 10 pcs, including Schuko power cable 010-013.



**Input voltage:** 230V

**Power:** 4,6W

**Led qty:** 25

**Led space:** 30 cm

**IP rate:** IP65

**Cable:** 2 x 0,5 mm<sup>2</sup>

**Cable Length:** 10 m

**Connectable:** Yes

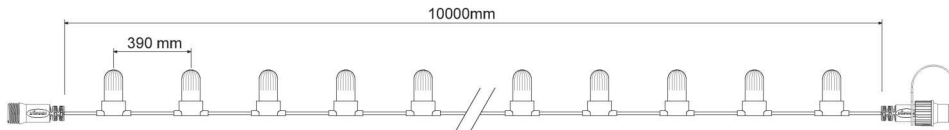
**Dimmable:** Yes, triac

**Belt Light cable color:** Black

**Belt Light cable material:** PVC

**Light color:** Warm White+, Warm White or Multicolor (steady)

**Power cable:** 150 cm Schuko Power Cable included



ART. NR.	LENGTH	CABLE COLOR		LED QTY	SOCKET SPACE	LAMPS INCLUDED	CARTON QUANTITY
024-078	10 meter	● Black	○ Warm white   3000K	25	39 cm	Yes	10
024-079	10 meter	● Black	○ Warm White+   2400K	25	39 cm	Yes	10
024-070	10 meter	● Black	○ Multicolor + white	25	39 cm	Yes	10







FRIET met

- FRUITTEL FRIET
- LUNCH FRIET
- SWEET CHILI FRIET
- ZAAKE FRIET
- REICOUIP

VET CULINAIR.NL



# 7 Led candles

Ambient & stylish light  
decoration wherever safety  
and efficiency come first







# LLYSS | LED candles modular

## CREATING YOUR OWN LED CANDLE SET IN 5 SIMPLE STEPS

LLYSS ledlights are an ambient and safe alternative to the impractical and hazardous tealight. They save any catering entrepreneur a lot of time and money because they are rechargeable, easy to use and long-lasting with up to 20 safe and windproof burning hours. In addition, they fit any type or color deco holder for any desired mood effect.

How assemble a LLYSS Candle Set to fit your own needs? Easy, just follow these 5 steps:

### Step 1 Choose your candle color ○ ●

LLYSS led candles are available in the colors Dark grey and White. When choosing your candle color, keep in mind that the color and material of the candle deco holder will also have an effect on the color appearance of the candle. E.g. when a candle holder has a dark transparent color, it would be wiser to choose for a dark candle. In any other case, a white colored candle is always a good option.

### Step 2 Choose the amount of candles

To offer customers maximum flexibility, the candles are available in sets of 6. They have a long burning time: up to 20 hours on one single load. When used in a café or restaurant, the candles need a (full) recharge every other day, which is something to consider when deciding on the number of candles you want to order.

### Step 3 Choose charger base type & quantity

We offer two sizes charger bases: one for 6 candles and one for 12 candles. The charger base is universal and suitable for both Dark grey and white led candles.

**Modular System:** LLYSS chargers come with a small connection cable, making it possible to connect multiple charger bases in a row on one single adaptor! Up to 4x Base-6pcs and 3x Base-12 pcs.

### Step 4 Calculate adaptor quantity

Choose the amount of adaptors, based on your amount of candles. E.g. if you want to charge 100 candles simultaneously, you need 8x 12-pcs chargers and 1x 6-pcs charger. For charging you will then need 3 adaptors in total: 2 to each charge 3x 12 pcs-base, and one to charge 2x 12 pcs-base and a 1x 6-pcs base.

### Step 5 Add a remote control

It only takes one remote control to switch all candles off or on with one single click. An essential feature for intensive and daily use in restaurants, hotels, wellness resorts and any other place that requires ambiance but where saving time and money is just as important.



#### IP44 rating for moist protection

The led candles are splash proof. Ideal for outdoor areas such as terraces, outdoor parties or gardens. Take the candle holder into account. Make sure that rainwater can drain and don't let the candle holder fills with water.



#### Authentic candle light color and flicker

With a slowly flickering, yellowish glowing light, LLYSS ledlights look so real that you will hardly be able to tell the difference with real candle light. It even beats it!



#### Lithium-ion battery for a long life

The candles have a Lithium-ion rechargeable battery. These have a long lifespan, making sure that you can enjoy your candles for an extra long time.



#### Safe alternative to impractical firethreatening tealight

No chance of burning your fingers, staining table cloths or chairs with LLYSS led candles. A great product for the hospitality industry where everything revolves around ambiance, but safety and efficiency always come first.



### LLYSS LED CANDLES IP44

A refined range of our popular Tronix led candles rebranded under the name LLYSS. With enhancements on durability, productivity, personal preferences and flexibility. Create your own custom-made set with our new modular options!

#### 2.0 features

- IP44 for protected outdoor use
- **Modular Charger base System:** charge up to 36 candles in one load
- **Lithium-ion battery** for a long service life
- **Improved light color and flicker** to match the effect of a traditional tea light
- **Remote control function:** switching them all off with one single click!
- **Tumble Switch:** tumble or turn to manually switch on/off



LLYSS  
ledlights





# LED candles modular | LLYSS

## LLYSS | 6X | IP44 | LED TEALIGHT



6x rechargeable led candles in black or white.

- Led Candles:** 6 pcs
- Flame Color:** Warm white
- Operation time:** 20 hours
- Charging time:** 10 hours
- IP rate:** IP44
- Carton qty:** 50 x 6pcs
- Charger base:** Excluded
- Adaptor:** Excluded
- Remote control:** Excluded (optional)



ART. NR.	COLOR	COLOR TEMP. (CCT)	LED CANDLE QTY	OPERATING TIME	CHARGING TIME
700-040	○ White	2300K	6	20 hrs	10 hrs
700-041	● Dark grey	2300K	6	20 hrs	10 hrs



Set example: 2x 700-041, 2x 700-045, 1x 700-047

• MAX. 4 CHARGER BASES 700-045



Set example: 4x 700-040, 2x 700-046, 1x 700-047

• MAX. 3 CHARGER BASES 700-046





The atmosphere of real candlelight - Oonivoo Uden, the Netherlands



# LED candles modular | LLYSS

## LLYSS | CHARGER BASE FOR 6 OR 12 TEALIGHTS



Charger base including 1x connecting cable

**Input:** 230V  
**Charging time:** 10 hours  
**IP rate:** IP20  
**Carton qty:** 20  
**Adaptor:** Excluded  
**Led Candles:** Excluded



ART. NR.	FOR LED CANDLE	CHARGING TIME	MAX TO CONNECT
700-045	6	10 hrs	4 pcs
700-046	12	10hrs	3 pcs

## LLYSS | ADAPTOR FOR CHARGER BASE



One adaptor for max 4x Charger bases 700-045, or max 3x Charger bases 700-046

**Input:** 230V  
**Charging time:** 10 hours  
**IP rate:** IP20  
**Carton qty:** 50  
**Charger base:** Excluded  
**Led Candles:** Excluded



ART. NR.	FOR LED CANDLE	CHARGING TIME
700-047	6	10 hrs

## LLYSS | REMOTE CONTROL



One remote control to switch on/off an endless amount of candles

**IP rate:** IP20  
**Carton qty:** 100

ART. NR.	FOR LED CANDLE
700-049	Endless amount of candles











Terrace ambiance with LED candles - Van der Valk Uden, the Netherlands

# Register

007-008	22	010-019	24	010-205	54	011-218	15
007-010	22	010-020	16	010-205	55	011-218	17
007-018	22	010-020	17	010-206	24	011-220	15
007-019	22	010-020	18	010-206	54	011-220	17
007-020	22	010-020	19	010-206	55	011-221	17
007-025	22	010-020	24	010-207	24	011-228	17
007-026	22	010-022	25	010-207	54	011-231	17
007-029	22	010-023	25	010-207	55	011-232	15
007-030	22	010-105	14	010-208	24	011-232	17
007-048	23	010-106	14	010-208	54	011-233	17
007-049	23	010-107	14	010-208	55	011-234	17
007-050	23	010-108	14	010-209	24	012-001	20
007-051	23	010-109	15	010-209	54	012-002	20
007-052	23	010-109	25	010-209	55	012-003	20
007-053	23	010-113	14	011-116	18	012-009	20
007-054	23	010-114	14	011-117	18	012-011	20
007-058	23	010-115	14	011-118	15	012-012	20
007-140	22	010-188	25	011-118	18	012-013	20
007-141	22	010-189	25	011-120	15	012-019	20
010-004	25	010-195	15	011-120	18	012-021	21
010-005	25	010-195	24	011-124	18	012-022	21
010-006	14	010-196	24	011-125	15	012-023	21
010-006	25	010-197	25	011-125	18	012-031	21
010-007	14	010-198	25	011-128	18	012-032	21
010-007	25	010-198	54	011-151	16	012-033	21
010-012	16	010-198	55	011-156	16	018-001	31
010-012	17	010-199	25	011-157	16	018-001	37
010-012	18	010-199	54	011-158	16	018-001	45
010-012	19	010-199	55	011-159	16	018-002	31
010-012	24	010-200	24	011-161	16	018-002	37
010-012	54	010-200	54	011-162	16	018-002	45
010-012	55	010-200	55	011-165	16	018-003	31
010-013	15	010-201	24	011-168	16	018-003	37
010-013	16	010-201	54	011-170	19	018-003	45
010-013	17	010-201	55	011-171	19	018-004	31
010-013	18	010-202	24	011-172	19	018-004	37
010-013	19	010-202	54	011-173	19	018-004	45
010-013	24	010-202	55	011-175	19	018-005	31
010-013	54	010-203	24	011-176	19	018-005	37
010-013	55	010-203	54	011-177	19	018-005	45
010-019	15	010-203	55	011-183	19	018-011	36
010-019	16	010-204	24	011-185	19	018-012	36
010-019	17	010-204	54	011-186	19	018-013	36
010-019	18	010-204	55	011-211	15	018-014	36
010-019	19	010-205	24	011-211	17	018-015	36





# Register

018-021	36	024-078	48	055-105	61	571-019	55
018-022	36	024-078	72	055-108	60	571-020	55
018-023	36	024-079	48	055-110	60	571-026	55
018-024	36	024-079	72	055-508	61	571-027	55
018-025	36	025-018	43	055-510	63	571-029	55
018-031	36	025-019	43	065-005	60	571-030	55
018-032	36	025-021	43	065-010	62	571-030	55
018-033	36	025-118	45	065-010	62	571-061	54
018-034	36	025-119	45	165-000	70	571-078	54
018-035	36	025-121	45	165-031	70	571-079	54
018-035	45	025-128	44	165-032	70	580-020	56
018-036	29	025-129	44	165-033	70	580-021	56
018-036	37	025-131	44	165-034	70	580-022	56
018-038	36	025-138	44	165-035	70	580-023	56
018-050	29	025-139	44	165-036	70	580-024	56
018-050	37	025-141	44	165-038	70	580-025	56
018-052	29	033-008	49	215-300	43	580-030	57
018-052	37	033-028	49	215-301	43	580-032	57
018-118	30	033-038	49	215-302	43	585-101	69
018-119	30	033-048	49	215-304	43	585-102	69
018-138	30	045-001	62	485-050	63	585-105	69
018-139	30	045-008	62	485-055	63	585-106	69
018-208	32	045-010	62	485-065	63	585-109	69
018-209	32	050-001	62	485-070	63	585-110	69
018-218	33	050-002	62	485-085	63	585-120	69
018-219	33	050-003	62	485-090	63	585-121	69
018-318	31	050-004	62	485-100	63	585-122	69
018-319	31	050-005	62	485-105	63	585-123	69
018-500	35	050-008	62	485-110	63	585-124	69
018-501	35	050-010	62	485-113	63	585-125	69
018-502	35	050-101	62	485-160	60	585-126	69
018-520	34	050-108	62	485-160	63	585-127	69
018-521	34	050-110	62	485-165	60	585-128	69
018-522	34	055-000	60	485-165	63	585-129	69
018-540	35	055-001	60	485-170	60	700-040	77
018-541	35	055-008	60	485-170	63	700-041	77
018-542	35	055-010	60	571-006	55	700-045	79
018-560	34	055-011	60	571-007	55	700-046	79
018-561	34	055-101	60	571-009	55	700-047	79
018-562	34	055-102	61	571-010	55	700-049	79
024-070	48	055-103	61	571-016	55		
024-070	72	055-104	61	571-017	55		















**CARE**



**SHARE**



**CONNECT**



Tronix / Vluchtoord 41, 5406 XP Uden / Postbus 205, 5400 AE Uden / The Netherlands  
+31 (0)413 330 380 / sales@tronixlighting.com / www.tronixlighting.com

